


# Christmas

## Vocabulary Preview

Match the words with the correct images.

- \_\_\_ 1. Santa Claus
- \_\_\_ 2. Christmas tree
- \_\_\_ 3. candy cane
- \_\_\_ 4. ornaments
- \_\_\_ 5. lights
- \_\_\_ 6. stockings
- \_\_\_ 7. angel
- \_\_\_ 8. gift / present
- \_\_\_ 9. sleigh
- \_\_\_ 10. reindeer



## Reading

1. Christmas is on December 25. People spend Christmas Day with their families in many countries around the world. Christians also celebrate the birth of Jesus Christ on this day.
2. Many families decorate their houses with **lights**. They also bring a tree inside. They put lights on the tree and decorate it with **candy canes** and **ornaments**. They put an **angel** or a star on top. It is now a **Christmas tree!** On Christmas Eve (December 24) or Christmas Day (December 25), families eat a big dinner together.
3. Christmas is also a time for giving **gifts**. Many people buy **presents** for their family and friends. Shopping centers are very crowded before Christmas! On Christmas Eve or Christmas Day, people give each other gifts.
4. In some countries, children believe that **Santa Claus** lives in the North Pole. Santa wears a red suit and has a long, white beard. He makes toys during the year and brings them to people's houses on Christmas morning. He brings them on a **sleigh** pulled by 8 flying **reindeer**. He fills **stockings** with gifts and puts more presents under the Christmas tree.
5. At Christmastime, people say, "Merry Christmas," "Happy Holidays," or "Seasons Greetings."

# Comprehension

## A. True or False?

Are these sentences true or false?

Write T if the answer is true and F if the answer is false.

- \_\_\_\_\_ 1. Christmas is on December 26.
- \_\_\_\_\_ 2. Some people put an angel on top of their Christmas tree.
- \_\_\_\_\_ 3. Santa wears a green suit.
- \_\_\_\_\_ 4. Shopping centers are crowded before Christmas.
- \_\_\_\_\_ 5. People give each other gifts on Christmas Day.
- \_\_\_\_\_ 6. There are 5 reindeer pulling Santa's sleigh.

## B. Ask & Answer

Ask your partner these questions.

Then write the answers in complete sentences in the spaces below.

1. When is Christmas Day?

---

2. What do people do on Christmas Day?

---

3. What do people put on their Christmas trees? Name two things.

---

4. Describe Santa Claus.

---

5. What do people give each other at Christmastime?

---

# Vocabulary Review

## A. Unscramble the Words

Unscramble the words from the reading on page 2.

- |               |       |                   |       |
|---------------|-------|-------------------|-------|
| 1. ighsle     | _____ | 6. ansat sluca    | _____ |
| 2. cadny enac | _____ | 7. siglth         | _____ |
| 3. tgif       | _____ | 8. lgaen          | _____ |
| 4. naortsme   | _____ | 9. hcsrmitas eert | _____ |
| 5. gnicoskt   | _____ | 10. eernired      | _____ |

## B. Word Search






Find the words you unscrambled in Part A in the Word Search below.

g f t i c a n d y c a n e  
 l a r d d o o d a n g e l  
 s i d n y r t a n e r a a  
 a t g t a o d r d t n c a  
 n t y h t n n e s s a n a  
 t t o g t r e a t a c d r  
 a o t s a s m n o t d r e  
 c a t l a t e g c k r s i  
 l n l e s m w l k d t c n  
 a n g i f t o e i t x n d  
 u a r g d k l a n w b d e  
 s h y h d c n d g d a l e  
 c d o r n a m e n t s y r

## Vocabulary Review cont.

### C. Look at the Pictures

Circle the sentence that best describes the picture.

1. 
  - a) The star is beside the Christmas tree.
  - b) The star is on top of the Christmas tree.
  - c) The star is under the Christmas tree.
  - d) The star is behind the Christmas tree.
  
2. 
  - a) He is biting the candy cane.
  - b) He is drinking the candy cane.
  - c) He is licking the candy cane.
  - d) He is drawing the candy cane.
  
3. 
  - a) The gifts are under the Christmas tree.
  - b) The gifts are on top of the Christmas tree.
  - c) The gifts are behind the Christmas tree.
  - d) The gifts are beside the Christmas tree.
  
4. 
  - a) The reindeer are eating the sleigh.
  - b) The reindeer are pushing the sleigh.
  - c) The reindeer are throwing the sleigh.
  - d) The reindeer are pulling the sleigh.
  
5. 
  - a) Santa is putting a candy cane into the stocking.
  - b) Santa is putting an angel into the stocking.
  - c) Santa is putting a present into the stocking.
  - d) Santa is putting a tree into the stocking.

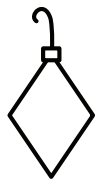
## Pair Activity (Student A)

It's time to decorate the tree! You and your partner have different ornaments on the tree. Ask your partner how many **diamond-shaped ornaments**, **square-shaped ornaments**, and **candy canes** are on his/her tree. Draw those missing ornaments on your tree.

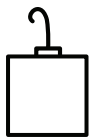
**Example:** "How many star-shaped ornaments are on your tree?"  
"There are 2 star-shaped ornaments on my tree."




heart-shaped ornament



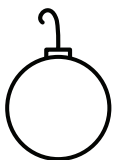
diamond-shaped ornament



square-shaped ornament




star-shaped ornament



circle-shaped ornament



candy cane



### Finished?

Now draw an angel or a star on top of the tree, and draw some presents under the tree.

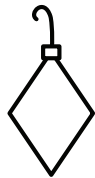
## Pair Activity (Student B)

It's time to decorate the tree! You and your partner have different ornaments on the tree. Ask your partner how many **heart-shaped ornaments**, **star-shaped ornaments**, and **circle-shaped ornaments** are on his/her tree. Draw those missing ornaments on your tree.

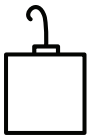
**Example:** "How many star-shaped ornaments are on your tree?"  
"There are 2 star-shaped ornaments on my tree."




heart-shaped ornament




diamond-shaped ornament



square-shaped ornament



star-shaped ornament



circle-shaped ornament



candy cane



### Finished?

Now draw an angel or a star on top of the tree, and draw some presents under the tree.


# Christmas Survey

Walk around the classroom and ask your classmates questions.  
Write your classmate's name on the right if he/she answers "yes."

#	Question	Classmate
1	Is Christmas your favorite day of the year?	
2	Do you celebrate Christmas?	
3	Do you decorate your house with Christmas lights?	
4	Do you usually have a Christmas tree in your house?	
5	Do you like eating candy canes?	
6	Do you like shopping for presents?	
7	Do you like giving gifts?	
8	Do you like opening presents?	
9	Do you usually eat turkey for Christmas dinner?	
10	Do children in your country believe in Santa Claus?	



# Listening

 <http://blog.esllibrary.com/2014/12/03/christmas-beginners/>

Fill in the blanks as you listen to the recording.

1. Christmas is on December 25.  
People spend \_\_\_\_\_ Day with their families in many countries around the world. Christians also \_\_\_\_\_ the birth of Jesus Christ on this day.
2. Many families decorate their houses with \_\_\_\_\_. They also bring a tree inside. They put lights on the tree and decorate it with candy canes and ornaments. They put an \_\_\_\_\_ or a star on top. It is now a Christmas tree! On Christmas Eve (December 24) or Christmas Day (December 25), families eat a big dinner together.
3. Christmas is also a time for giving \_\_\_\_\_. Many people buy \_\_\_\_\_ for their family and friends. Shopping centers are very crowded before Christmas! On Christmas Eve or Christmas Day, people give each other gifts.
4. In some countries, children believe that \_\_\_\_\_ lives in the North Pole. Santa wears a red suit and has a long, white beard. He makes toys during the year and brings them to people's houses on Christmas morning. He brings them on a sleigh pulled by 8 flying \_\_\_\_\_. He fills stockings with gifts and puts more presents under the Christmas tree.
5. At Christmastime, people say, " \_\_\_\_\_,"  
"Happy Holidays," or "Seasons Greetings."

# Answer Key

**NOTE:**

These activities are designed for beginner-level adult ESL learners, but they may also be suitable for young ESL students.

**LESSON DESCRIPTION:**

This lesson includes a reading, vocabulary development tasks, comprehension questions, a pair activity, and a group activity.

**LEVEL:** Beg

**TIME:** 1.5–2 hours

**TAGS:** holidays, Christmas, religion, culture, gifts, tradition, December, symbols

## Vocabulary Preview

- |      |      |      |      |       |
|------|------|------|------|-------|
| 1. h | 3. d | 5. j | 7. e | 9. c  |
| 2. i | 4. a | 6. b | 8. g | 10. f |

## Reading

Read individually, in small groups, or as a class. You can also play the listening as your students read along. A gap-fill version of the reading is available on page 9. Help your students with vocabulary and expressions that they are unfamiliar with.

## Comprehension

After reading the passage, break students into pairs and have them practice asking and answering the comprehension questions. At the end of the oral practice, have the students write the answers. Review again orally with the whole class.

**A. TRUE OR FALSE?**

1. F      2. T      3. F      4. T      5. T      6. F

**B. ASK & ANSWER**

- Christmas is celebrated on December 25.
- People spend Christmas Day with their families.  
Christians celebrate the birth of Jesus Christ.  
People also decorate their house with lights, decorate the Christmas tree, give each other gifts, and eat a big dinner.
- People put lights, candy canes, ornaments, angels, and stars on their Christmas trees.
- Santa Claus wears a red suit and has a long, white beard.
- People give each other gifts (presents) at Christmastime.

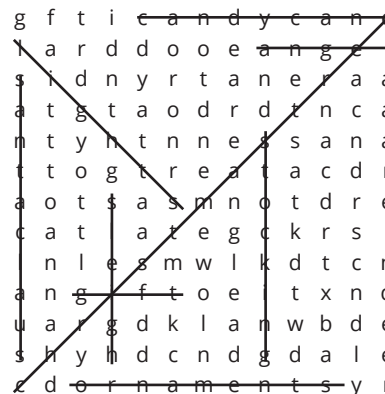
## Vocabulary Review

Put students into pairs or small groups. Encourage them to try this exercise without looking back at the words on page 2. Explain the meaning of any new words, such as “licking,” and the different prepositions.

**A. UNSCRAMBLE THE WORDS**

- |               |                   |
|---------------|-------------------|
| 1. sleigh     | 6. Santa Claus    |
| 2. candy cane | 7. lights         |
| 3. gift       | 8. angel          |
| 4. ornaments  | 9. Christmas tree |
| 5. stocking   | 10. reindeer      |

**B. WORD SEARCH**



**C. LOOK AT THE PICTURES**

1. b      2. c      3. a      4. d      5. c

*(continued on the next page...)*

## Answer Key cont.

### Pair Activity

**Partner A should add:**

- 4 diamond-shaped ornaments
- 3 square-shaped ornaments
- 5 candy canes

**Partner B should add:**

- 3 heart-shaped ornaments
- 4 circle-shaped ornaments
- 2 star-shaped ornaments

### Christmas Survey

Have the students circulate around the class asking the questions on the sheet. When the student finds a classmate who can answer “yes,” he/she will write the student’s name next to the question.

If you think your students can handle it, have them follow up with one more question of his/her own for some of the questions. E.g., “Do you decorate your house with Christmas lights?” If the student answers “yes,” the second question might be: “What color lights are they?” Follow up by sharing the information with the whole class.

### Listening

1. Christmas, celebrate
2. lights, angel
3. gifts, presents
4. Santa Claus, reindeer
5. Merry Christmas

### Extra Activity

**CHRISTMAS DECORATIONS**

If your students enjoy making crafts, have them draw and/or cut out various Christmas symbols to put up around the classroom. Symbols could include ornaments, candy canes, reindeer, stockings, Christmas trees, angels, stars, lights, snowflakes, Santa, sleighs, etc. These visual reminders will help reinforce the new vocabulary as well as make your classroom look festive.

**SPELLING NOTE:**

This lesson shows the American spelling of the words *Center* and *Favorite*. Most other English-speaking countries spell these words this way: *Centre* and *Favourite*. Make it a challenge for your students to find these words in the lesson and see if they know the alternate spellings.

**EDITOR’S NOTES:**

1. Traditionally, Santa’s sleigh is pulled by eight reindeer: Dasher, Dancer, Prancer, Vixen, Comet, Cupid, Donner, and Blitzen. If your students are familiar with Rudolph, you can tell them there were nine reindeer in total. Rudolph was a 20th-century addition to Santa’s team, based on the popular song “Rudolph, the Red-Nosed Reindeer.”
2. You may also want to point out the difference between a sleigh and a sled to your students. A sleigh is almost always pulled by horses (or reindeer) over snow. A sled is usually flat-bottomed and is used for sliding down a snowy slope. Parents sometimes pull children through the snow in a sled. Sleds can also be pulled by dogs.