



Good Morning!

ESOL Online AM

Week 1 - Day 1 - TUESDAY - 9-06-2022FA



Worcester
Adult Learning Center

THINGS YOU WILL DO IN CLASS

Write



Read







Speak



Listen



CLASS VALUES

- Be respectful 
- Be kind 
- Be on time 
- Be helpful 

SCHOOL RULES

Attendance

- *No more than 2 missed classes a month
- *2 late arrivals of 15 minutes or more will equal 1 absence

Send a message to the teacher if you can not come to class.

Participation

- *Please keep your video on during class.


WHEN DO WE MEET AS A CLASS?

Tuesday, Wednesday, Thursday

September 6 - December 22 / January 4 - 2nd week in June

- Class start time: 9:00 AM
 - BREAK: 10:00 - 10:20 AM
- Class end time: 11:30 AM

Homework: 11:30 - 12:00 NOON



COMMUNITY



AGENDA (WHAT WE WILL DO THIS WEEK)

- ❑ Community: Getting to Know You
 - ❑ Housekeeping
 - ❑ attendance, welcome new students, parking at the school, school website, student resources, paperwork (forms), testing, ellii, etc.
 - ❑ Journal Writing
 - ❑ Grammar
 - ❑ Wh-Questions
 - ❑ Conversation Practice

* Click on the link in your Remind message to rejoin our Zoom class.

OBJECTIVES – AT THE COMPLETION OF THIS WEEK'S LESSONS STUDENTS WILL BE ABLE TO:

Journal Writing

- Begin to share personal information in written sentences responses to Wh-Questions.
- Practice writing sentences using proper verb forms Wh-Questions.

Grammar

Wh Questions

- Apply correct sentence format rules when asking and responding to Wh Questions (present, past and future tense) Open questions. (Who?, What?, When?, Where?, and How?...plus Whose?, Which?) Incorporate do, don't, does, doesn't into questions properly.
- Apply correct sentence structure for Closed questions with auxiliary (helping) verb beginnings.

Conversation Practice

- Practice writing Wh-Questions.
- Practice asking and answering Wh-Questions.

STANDARDS

Listening and Speaking

- L/S1A.3a Carry out listening tasks that require the listener to comprehend short, connected statements and questions on familiar topics ..
- L/S2A.1a. Follow a simple question-and-answer conversation structure.
- L/S1D.3c Ask questions to check understanding of information presented.
- L/S1A.3b. Carry out speaking tasks that require a short, simple explanation related to expressing ... information in familiar contexts... : explaining basic needs, experiences, or preferences

Reading

- R3B. Comprehend and expand reading vocabulary.
- R3C. Use grammar knowledge to comprehend meaning.

Writing

- W1A. Use writing to carry out academic and real-world tasks.
- W3C. Use grammar accurately to convey meaning.
- W3D. Use conventions of standard English to convey meaning.

MATERIALS

- Journals
- Grammar: Wh Questions
 - ellii - ESL Library
 - mmmEnglish
 - Perfect English
 - Liveworksheets and more*



QUESTIONS?

IMPORTANT INFORMATION



**Worcester
Adult Learning Center**

Phone: 508-799-3090
508-799-3091

Teacher Marianne

Phone & Text: 774-551-6381

Kristin: Career Navigator

Text: 508-556-0713

Email: careers.walc@gmail.com

Zoom

Meeting ID: 496 900 0061

Password: 4sU7GC

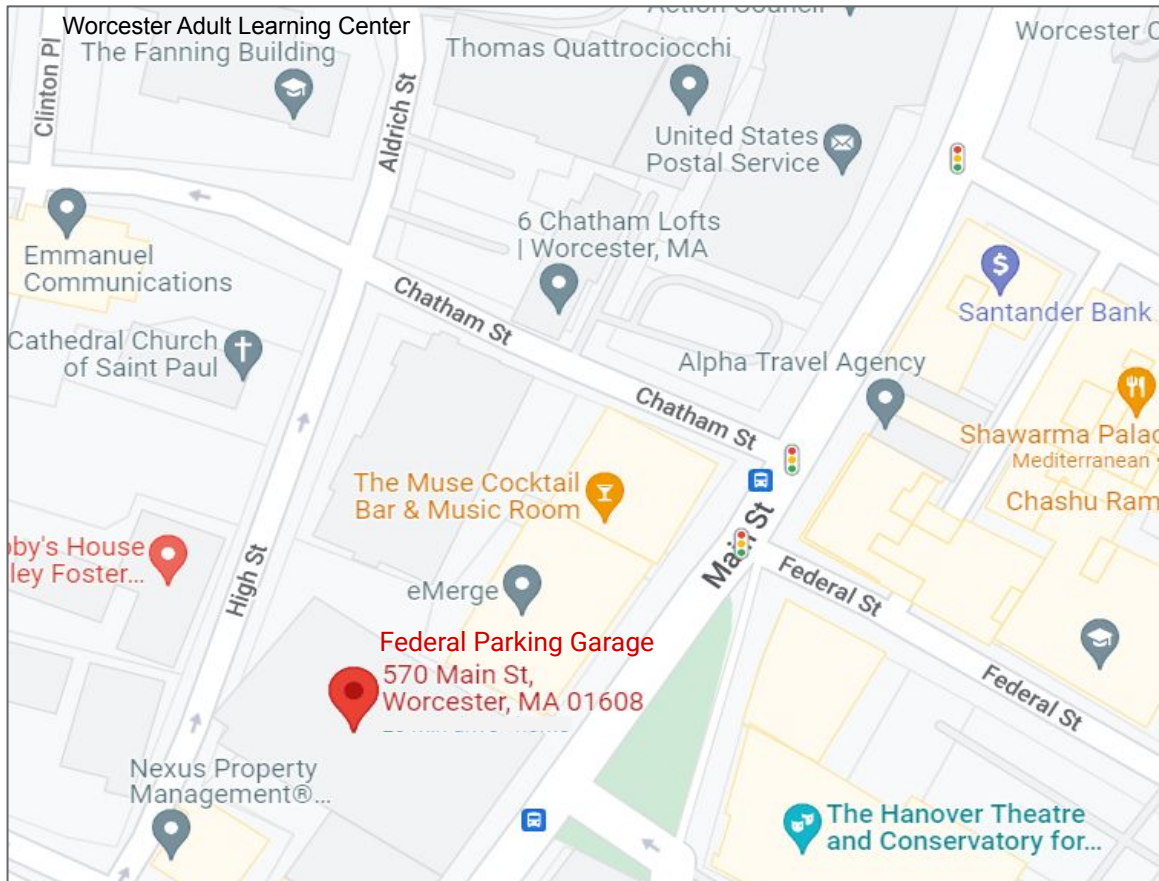
Crystal: Student Advisor

Respond to REMIND.

Office hours:

Tues, Wed, Thurs - 11:30am - 12:30pm

Map of Federal Parking Garage



<https://www.google.com/maps/place/570+Main+St,+Worcester,+MA+01608/@42.2610164,-71.8065509,17z/data=!3m1!1e3!3m4!1s0x89e406638f74463d0x97c18941a3ef2e9718m2!3d42.2610164!4d-71.8043622?hl=en>

Free Parking

Students can park for free at the Federal Parking Garage, 570 Main Street, Worcester, MA.

The garage front entrance is on Main Street.

- When you park your car... remember to take your parking ticket from the machine.
- Bring the parking ticket to the school.
- See one of these people who will validate your parking ticket:
 - Beth
 - Fatima
 - Crystal
 - Jen
- Keep the parking ticket.
- Bring the parking ticket back to the garage, so you can put it into the machine and get your car out.

The garage rear exit is on High Street.

What app are
you using?

DOWNLOAD A LANGUAGE APP

Mondly

Hello Talk

Hello English

busuu

Duolingo

Awabe

Lingbe

Learn English Daily


Memrise

FluentU (online/\$)

Practice speaking English 20 minutes every day.



QUESTIONS?



JOURNAL

- What is your name?
- Where do you come from? (your country of origin)
- What device are you using for class? Do you like it?
- What did you do this summer to maintain or improve your English skills?

Examples:

- Read a book written in English
- Listened to a book on CD
- Spoke English using an app on your phone
- Wrote something every day in your journal
- Practiced sing the song “Jingle Bells” to learn the helping verbs.

5 “W” Questions

- Who (people)
 - What (things)
 - When (time)
 - Where (place)
 - Why (purpose)
-
- How? (in what manner or way)



QUESTIONS?



Conversation Practice

Take turns practicing a conversation

Student A

Practice asking and answering questions

Student B

Small talk.

1. What is your name?
2. Where are you from?
3. What device are you using for class?
Do you like it?
4. What did you do this summer to maintain or improve your English skills?

Respond to small talk.

1. My name is... / I am / I'm ...
2. I'm originally from (your country).
3. I'm using (a computer, laptop, chromebook, iPad, my iPhone, etc.)
4. I joined a Book Club./ I listened to a book on YouTube. /I downloaded a new English language app.



QUESTIONS?

Practice speaking English every day!

See you NEXT CLASS!


Click on

Leave Meeting

EXTRA SLIDES

WHAT DEVICE ARE YOU USING?

Desktop



Laptop



Phone



Tablet



BASIC MEETING CONTROLS



Top

Left

Right

Bottom

1 2 3 4 5 6 7 8

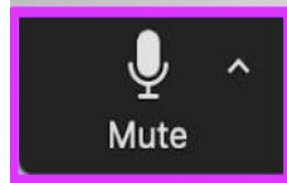
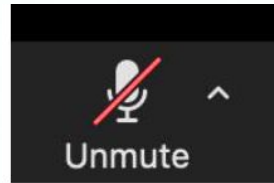
Mute Stop Video Invite Participants Share Screen Chat Record Leave Meeting

The diagram shows a meeting control bar with eight numbered buttons (1-8) above a row of icons. The icons from left to right are: a microphone (Mute), a video camera with an up arrow (Stop Video), a person with a plus sign (Invite), a group of people with a '1' (Participants), a green screen with an up arrow (Share Screen), a speech bubble (Chat), a circular arrow (Record), and the text 'Leave Meeting' in red. Navigation arrows are shown: an upward arrow labeled 'Top', a downward arrow labeled 'Bottom', a leftward arrow labeled 'Left', and a rightward arrow labeled 'Right'. A checkmark icon in a circle is positioned above the 'Top' arrow.

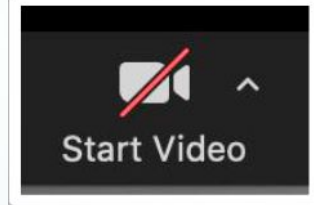
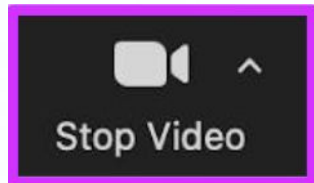
BASIC MEETING CONTROLS




Un/Mute




Start/Stop Video



Chat (Type a Message)




Reactions



SWITCH VIEWS

Shows in Speaker View



Gallery View



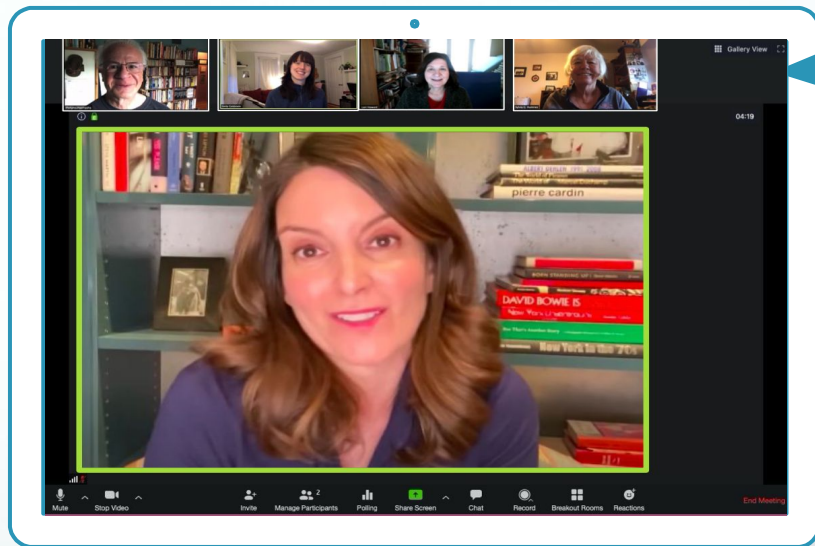
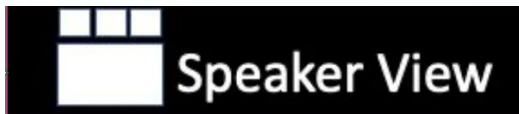
Speaker View

Shows in Gallery View

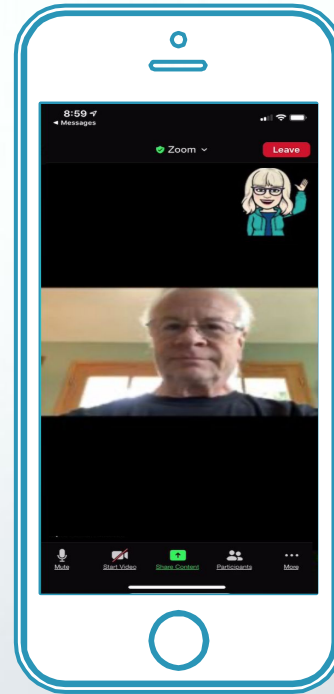
If you are on a phone or tablet you will need to **swipe** to see all of your classmates.

SPEAKER VIEW

Click on:

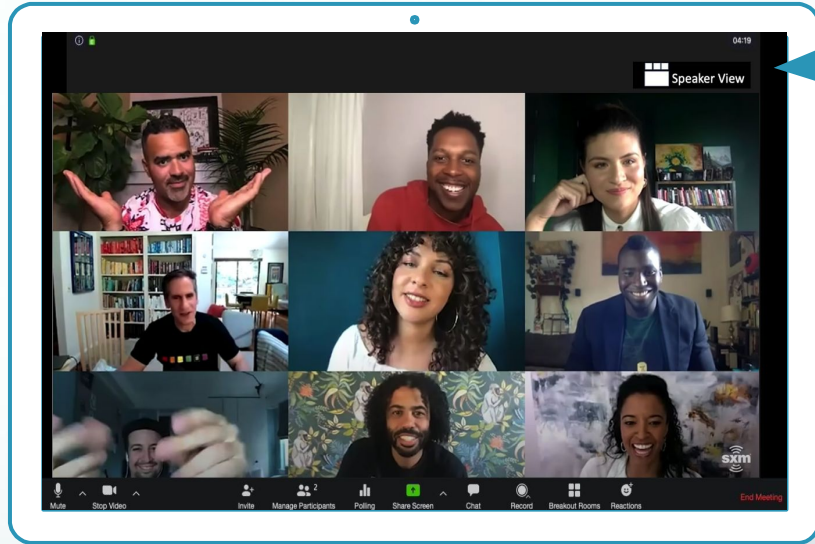



SPEAKER VIEW



GALLERY VIEW

Click on:



GALLERY VIEW

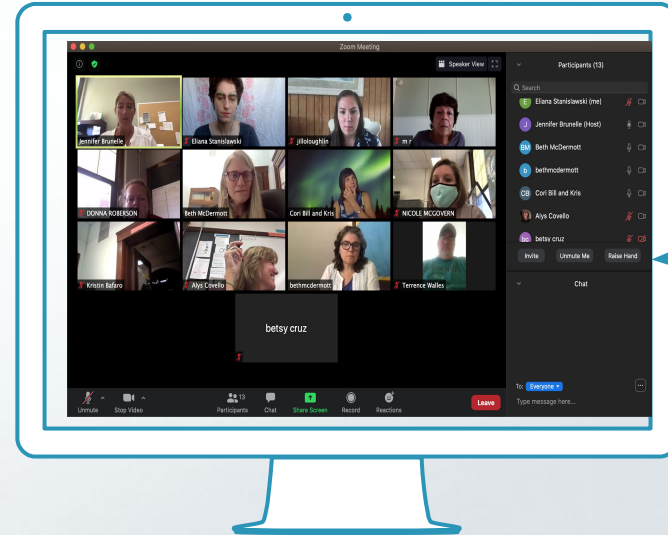
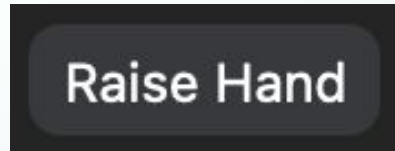


RAISE HAND

Click on:



Then... click on:

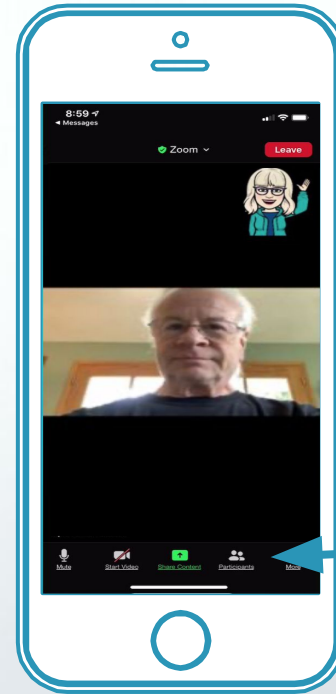



RAISE HAND

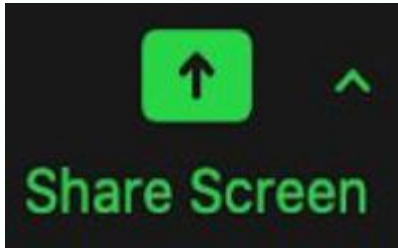
Click on:



Then... click on:



SCREEN SHARING





Teacher can show student's what is on the teacher's computer.

Ex: Students can see... the teacher's slide presentation, a Google page, Worcester ALC website, etc.

BREAKOUT ROOMS

Small Groups



Small Groups

BREAKOUT ROOMS

