



Welcome back
to School !!

Good Morning!

ESOL Online AM

Week 1 - Day 1 - TUESDAY - 9-05-2023 FA

Tuesday, September 5, 2023



Worcester
Adult Learning Center

THINGS YOU WILL DO IN CLASS

Write



Read



Speak



Listen



CLASS VALUES

- Be respectful 
- Be kind 
- Be on time 
- Be helpful 

SCHOOL RULES

Attendance

No more than 2 unexcused missed classes a month

2 late arrivals of 15 minutes or more will equal 1 absence

Send a message to the teacher if you can not come to class.

Participation

*Please keep your video on during class.
Cameras must be on for Conversation Practice / Breakout Rooms.

WHEN DO WE MEET AS A CLASS?



Tuesday, Wednesday, Thursday
September 5 - June 12

- Class start time: 9:00 AM
 - BREAK: 10:00 - 10:20 AM
- Class end time: 11:30 AM

Homework: 11:30 - 12:00 NOON

Worcester Public Schools calendar
(Holidays and Vacation weeks are the same)

Get the calendar in your language!



- PDF English (PDF)
- PDF Shqipe (PDF)
- PDF العربية (PDF)
- PDF नेपाली (PDF)
- PDF Português (PDF)
- PDF Español (PDF)
- PDF Twi (PDF)
- PDF Tiếng Việt (PDF)

* Click on the link in your Remind message to rejoin our Zoom class.

IMPORTANT INFORMATION



**Worcester
Adult Learning Center**

Phone: 508-799-3090
508-799-3091

Teacher Marianne

Phone & Text: 774-551-6381

Kristin: Career Navigator

Text: 508-556-0713

Email: careers.walc@gmail.com

Zoom

Meeting ID: 496 900 0061

Password: 4sU7GC

Crystal: Student Advisor

Respond to REMIND.

Office hours:

Tues, Wed, Thurs - 11:30am - 12:30pm

OBJECTIVES – AT THE COMPLETION OF THIS WEEK'S LESSONS STUDENTS WILL BE ABLE TO:

Writing

- W3B.4b. Use expanded vocabulary that includes...some common idiomatic expressions (e.g., take care of, count on).
- W3B.4d. Use common phrasal verbs (e.g., look for, go away, give in).
- W3C.5a. Construct text of coherently linked simple, compound, and complex sentences that include more complex grammar structures, such as: verb tenses to convey times, sequences, states, and conditions

Reading

- R3C.2a. Understand the differences in meaning between simple present and present continuous tense
- R3B.4b. Interpret high-frequency idioms, expressions, phrasal verbs, and/or collocations (e.g., knock on wood,...).
- R3C.4b. Recognize and use intermediate function words: pronouns, prepositions, conjunctions,....

Listening & Speaking

- L/S1A.3b. Carry out speaking tasks that require a short, simple explanation related to expressing ... information in familiar contexts... : explaining basic needs, experiences, or preferences (school, work, etc.)
- L/S3B.5a. Understand and produce a broad set of grammatical structures ex: present and past continuous verb tense

OBJECTIVES – AT THE COMPLETION OF THIS WEEK'S LESSONS STUDENTS WILL BE ABLE TO:

Unit: Getting to Know You

- Wh Questions
 - Apply correct sentence format rules when asking and responding to Wh Questions (present, past and future tense) Open questions. (Who?, What?, When?, Where?, and How?...plus Whose?, Which?) Incorporate do, don't, does, doesn't into questions properly.
 - Apply correct sentence structure for Closed questions with auxiliary (helping) verb beginnings.
- Make vs. Do

- Making suggestions
- Goal Setting
- Planning
- Scheduling

MATERIALS – FOR THIS WEEK

- Journals
- Phrasal verbs and Idioms (The Free Dictionary, Education First)
- Ellii
- Slides

*See Resources slide for links

RESOURCES

Unit: Getting to Know You (Week 1)

Make vs. Do (ellii) <https://app.ellii.com/lesson/2310-make-vs-do>
Make-Vs-Do_US.pdf

Idiom of the Day (IXL Learning)

<https://www.ixl.com/ela/grade-2/choose-the-picture-that-matches-the-idiomatic-expression>

AGENDA (WHAT WE WILL DO THIS WEEK)

Unit: Getting to Know You

- ❑ News & Housekeeping
 - ❑ attendance, welcome new students, parking at the school, school website, student resources, paperwork (forms), testing, ellii, etc.
- ❑ Journal Writing
- ❑ Lesson: Make vs. Do (ellii)
- ❑ Conversation Practice *

*time permitting

* Click on the link in your Remind message to rejoin our Zoom class.



QUESTIONS?




Worcester
Adult Learning Center

NEWS





QUESTIONS?



JOURNAL WRITING

Write complete sentences.

- What did you do this summer to improve your English?

Examples:


- Read a book written in English
- Listened to a book on CD
- Spoke English using an app on your phone
- Wrote something every day in your journal
- Watched a Youtube video or movie in English

- What would you like to learn about this year?
- Identify one activity you liked from last year. Why?
- Identify one activity you did 'not' like from last year. Why?

5 "W" Questions

- Who (people)
 - What (things)
 - When (time)
 - Where (place)
 - Why (purpose)
-
- How? (in what manner or way)
-
- Whose? (possession)

PAST	PAST CONTINUOUS PAST PROGRESSIVE	PRESENT	PRESENT CONTINUOUS PRESENT PROGRESSIVE	FUTURE
Yesterday / was were did made -ed ending words	Yesterday / was were + verb-ing was doing was making	Today / am is are do make	Today / am is are + verb-ing am is are doing am is are making	Tomorrow / will will do will make



JOURNAL WRITING

Write complete sentences.

- What would you like to learn about this year?
- Identify one activity you would like repeated from last year.
- Select one or two action verbs and write a sentence using the verb in each tense:
 - Present
 - Past
 - Future
 - Present Continuous
 - Past Continuous

Action Verb Vocabulary

accomplish, act, arrive, analyze, babysit, bake, bike, build, camp, catch, clean, collect, cook, correct, cycle, dance, decide, decrease, depart, develop, dig, dive, do, draw, drink, drive, eat, entertain, face, fetch, finish, fish, fly, form, further, garden, give, go, grow, have, heal, hike, hunt, idle, improve, journey, jump, keep, knit, laze, learn, loll, make, meditate, mind, note, paint, picnic, plan, play, prepare, prep, read, return, ride, run, ready a new project, relax, sail, save, sew, simplify, sing, snorkel, sort, spell, spend, splash, study, sunbath, surf, swim, teach, throw a party, travel, turn, upgrade, vacation, view, visualize. walk, wash, water ski, wear, work, write, etc.

PAST	PAST CONTINUOUS PAST PROGRESSIVE	PRESENT	PRESENT CONTINUOUS PRESENT PROGRESSIVE	FUTURE
Yesterday / was were did	Yesterday / was were + verb-ing was doing	Today / am is are do	Today / am is are + verb-ing am is are doing	Tomorrow / will will do
made -ed ending words	was making	make	am is are making	will make



QUESTIONS?

IDIOM OF THE DAY

🔊 Which picture shows the meaning of *woke up on the wrong side of the bed* as it is used below?

🔊 I think Franklin **woke up on the wrong side of the bed** this morning. He was grumpy and mean the whole day!





QUESTIONS?

IDIOM OF THE DAY

Which picture shows the meaning of *on the fence* as it is used below?

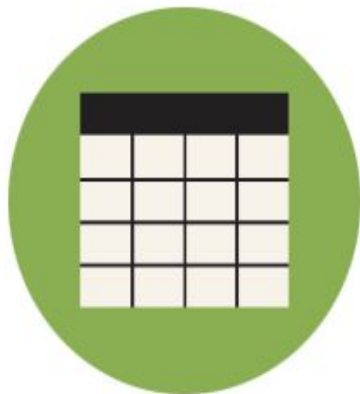
Eric wants to get Chinese food. Lindsey wants to get Mexican food. But Marcy is **on the fence**.






QUESTIONS?

GRAMMAR - MAKE VS. DO



 Resource

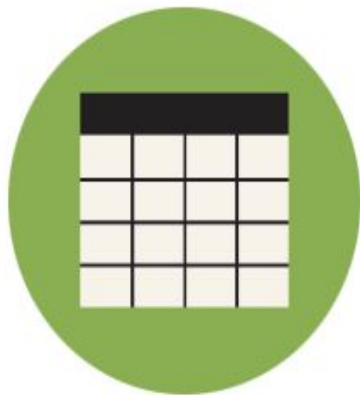
Make Vs. Do


Grammar & Usage

 Beg-Int  All ages

Categories help make expressions with make and do much easier to remember. This handy list of expressions is divided into categories and followed by practice activities.

GRAMMAR – MAKE VS. DO



 Resource

Make Vs. Do

Grammar & Usage

 Beg-Int  All ages

Categories help make expressions with make and do much easier to remember. This handy list of expressions is divided into categories and followed by practice activities.



QUESTIONS?



Conversation Practice

Take turns practicing a conversation

Student A

What did you do this summer?

Student B

1. What did you do this summer to improve your English?
2. What would you like to learn about this year?
3. Identify one activity you liked from last year. Why?
4. Identify one activity you did 'not' like from last year. Why?

1. I read a book.
 - Read a book written in English
 - Listened to a book on CD
 - Spoke English using an app on your phone
 - Wrote something every day in your journal
 - Watched a Youtube video or movie in English
2. I would like to learn about ...
3. I liked the lesson about ...
4. I didn't like the lesson about ...



QUESTIONS?

HOMework

- Download a **language app** (practice English 20 minutes every day).
 - Send your **journal responses** to the teacher (text, email, Remind).
 - Check **ellii** for assignments.
-

- **New Students**
 - Complete an **Intake Form**, a **Consent Form**, and **Pre-Testing**
 - Review **worc-alc.org** (Class Page and Student Resources)

Practice speaking English every day!

See you NEXT CLASS!

Click on

Leave Meeting

EXTRA SLIDES

DOWNLOAD A LANGUAGE APP

<u>Awabe</u>	<u>Hello Talk</u>	<u>Memrise</u>
<u>Busuu</u>	<u>Lingbe</u>	YouTube
<u>Duolingo</u>	<u>Learn English Daily</u>	<ul style="list-style-type: none">• <u>English with Anna</u>• <u>Teacher Alisha</u>• <u>Teacher Keith</u>• <u>Teacher Rebecca</u>• <u>Teacher Tiffany</u>• <u>Films in English</u>
<u>FluentU</u> (online/\$)	<u>Lyrics Training</u> (songs)	
<u>Hello English</u>	<u>Mango</u>	

What app are you using?

Practice speaking English 20 minutes every day.

IMPORTANT INFORMATION



**Worcester
Adult Learning Center**

Phone: 508-799-3090
508-799-3091

Teacher Marianne

Phone & Text: 774-551-6381

Kristin: Career Navigator

Text: 508-556-0713

Email: careers.walc@gmail.com

Zoom

Meeting ID: 496 900 0061

Password: 4sU7GC

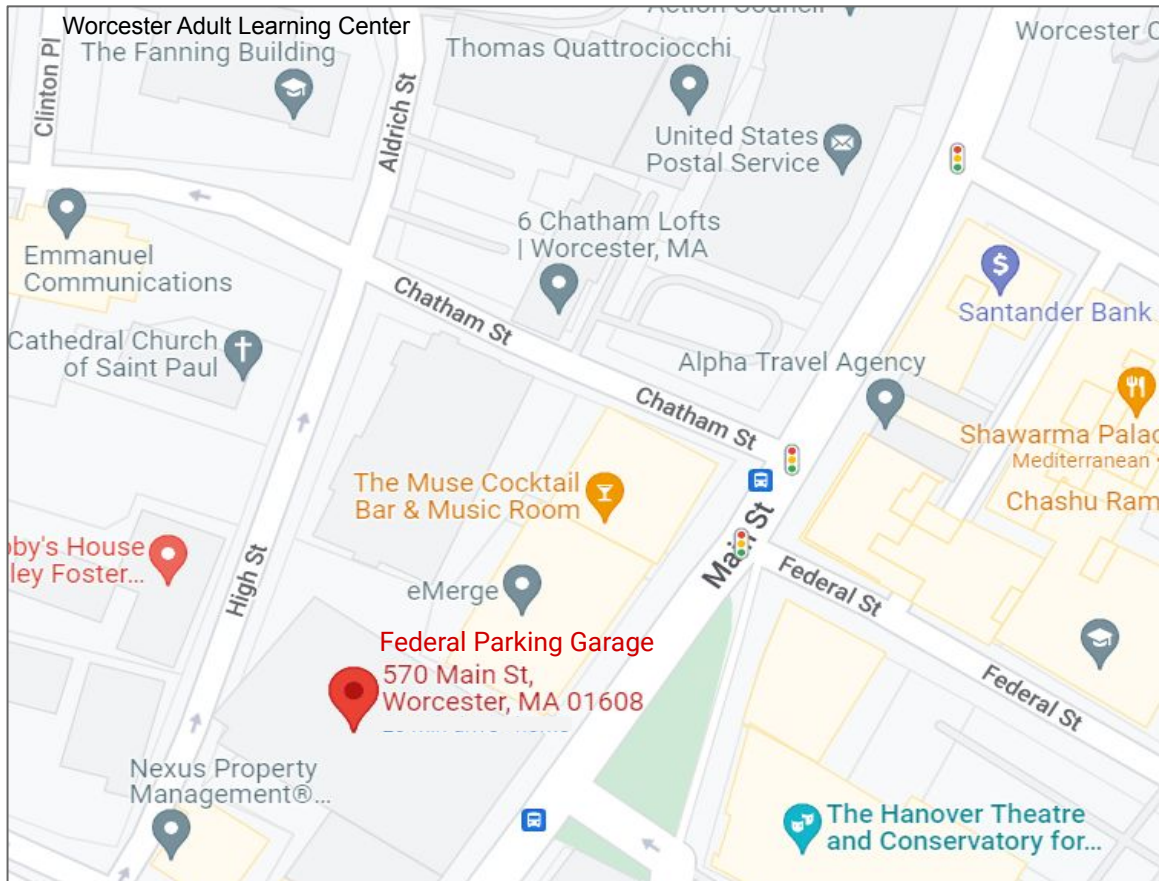
Crystal: Student Advisor

Respond to REMIND.

Office hours:

Tues, Wed, Thurs - 11:30am - 12:30pm

Map of Federal Parking Garage



<https://www.google.com/maps/place/570+Main+St,+Worcester,+MA+01608/@42.2610164,-71.8065509,17z/data=!3m1!1e3!1s0x89e40663874463d0x97c18941a3ef2e9718m2!3d42.2610164!4d-71.8043622?hl=en>

Free Parking

Students can park for free at the Federal Parking Garage, 570 Main Street, Worcester, MA.

The garage front entrance is on Main Street.

- When you park your car... remember to take your parking ticket from the machine.
- Bring the parking ticket to the school.
- See one of these people who will validate your parking ticket:
 - Beth
 - Fatima
 - Crystal
 - Jen
- Keep the parking ticket.
- Bring the parking ticket back to the garage, so you can put it into the machine and get your car out.

The garage rear exit is on High Street.




GOOGLE DOCS

Google Docs gives users the ability to create and store documents and files using any web browser (in “the cloud”), access them from any device, and give multiple people simultaneous access.

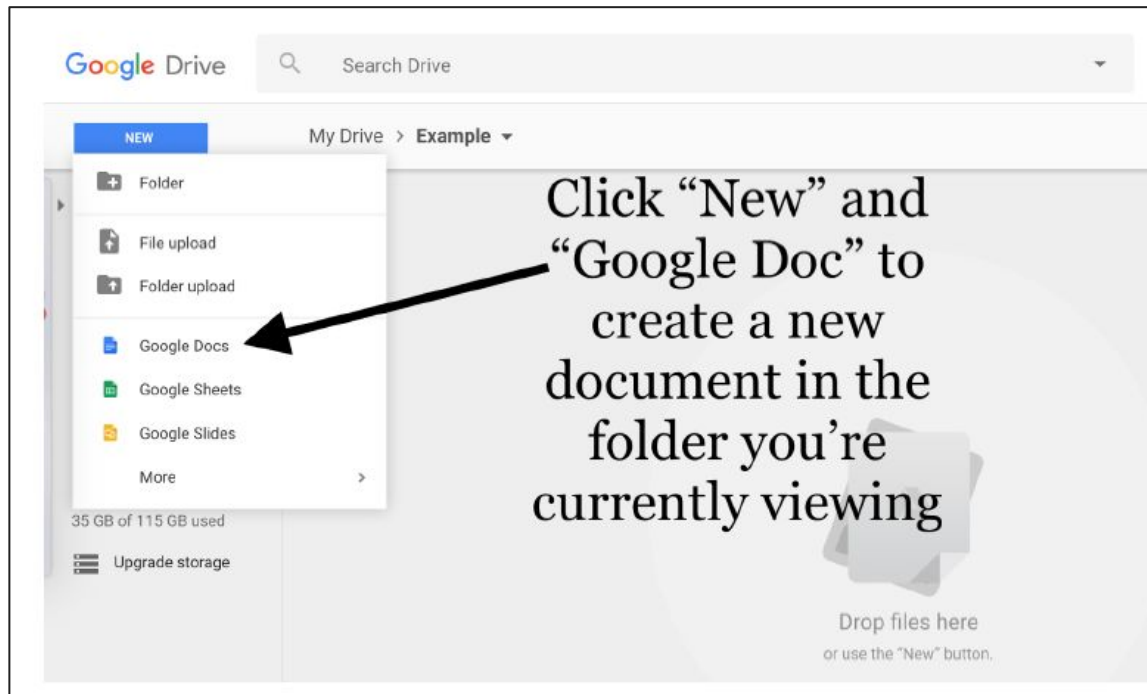
“The Cloud” is a phrase that means being able to access information through a web browser that are stored on a company’s computers. This gives you the ability to access them anywhere and share them with others.

**Google Docs works best in Google Chrome, but you can usually use it in any web browser (Safari, Internet Explorer, Firefox).*

To get started...

- Go to drive.google.com and log in to a Google account OR login to a Gmail account.
- Click on the little grid in the upper-right of the screen (looks like ) and choose ‘Drive’

CREATE A GOOGLE DOC



Click “New” and
“Google Doc” to
create a new
document in the
folder you’re
currently viewing

Once you’re in your
Google Drive account,
click on the ‘New’ button
and click on ‘Google Docs’
to create a new Google
Doc.

Practice speaking English every day!

See you NEXT CLASS!

Click on

Leave Meeting