



Good Morning!

ESOL Online AM

Week 3 - Day 9 - THURSDAY - 9-21-2023 FA

Thursday, September 21, 2023



Worcester
Adult Learning Center

THINGS YOU WILL DO IN CLASS

Write



Read



Speak



Listen



CLASS VALUES

- Be respectful 
- Be kind 
- Be on time 
- Be helpful 

SCHOOL RULES

Attendance

No more than 2 unexcused missed classes a month

2 late arrivals of 15 minutes or more will equal 1 absence

Send a message to the teacher if you can not come to class.

Participation

*Please keep your video on during class.
Cameras must be on for Conversation Practice / Breakout Rooms.

WHEN DO WE MEET AS A CLASS?



Tuesday, Wednesday, Thursday

September 5 - December 21

January 2 - June 12

- Class start time: 9:00 AM
 - BREAK: 10:00 - 10:20 AM
- Class end time: 11:30 AM

Worcester Public Schools calendar
(Holidays and Vacation weeks are the same)

Get the calendar in your language!



-  [English \(PDF\)](#)
-  [Shqipe \(PDF\)](#)
-  [العربية \(PDF\)](#)
-  [नेपाली \(PDF\)](#)
-  [Português \(PDF\)](#)
-  [Español \(PDF\)](#)
-  [Twi \(PDF\)](#)
-  [Tiếng Việt \(PDF\)](#)

* Click on the link in your Remind message to rejoin our Zoom class.

IMPORTANT INFORMATION



**Worcester
Adult Learning Center**

Phone: 508-799-3090
508-799-3091

Teacher Marianne

Phone & Text: 774-551-6381

Kristin: Career Navigator

Text: 508-556-0713

Email: careers.walc@gmail.com

Zoom

Meeting ID: 496 900 0061

Password: 4sU7GC

Crystal: Student Advisor

Respond to REMIND.

Office hours:

Tues, Wed, Thurs - 11:30am - 12:30pm

OBJECTIVES – AT THE COMPLETION OF THIS WEEK'S LESSONS STUDENTS WILL BE ABLE TO:

Writing

- W3B.4b. Use expanded vocabulary that includes...some common idiomatic expressions (e.g., take care of, count on).
- W3B.4d. Use common phrasal verbs (e.g., look for, go away, give in).
- W3C.5a. Construct text of coherently linked simple, compound, and complex sentences that include more complex grammar structures, such as: verb tenses to convey times, sequences, states, and conditions
- W2B.4a. Write informative/explanatory texts that examine a topic and convey ideas and information clearly.

Reading

- R3C.2a. Understand the differences in meaning between simple present and present continuous tense
- R3B.4b. Interpret high-frequency idioms, expressions, phrasal verbs, and/or collocations (e.g., knock on wood,...).
- R3C.4b. Recognize and use intermediate function words: pronouns, prepositions, conjunctions,....
- R4B.3a. Use sentence-level context as a clue to the meaning of a word or phrase.
- R5.3a. Explain how information presented visually (e.g., arrows, illustrations, thought bubbles) contributes to what is conveyed by words in a text (e.g., to create mood, clarify sequence, emphasize aspects of a character or setting).

Listening & Speaking

- L/S1A.3b. Carry out speaking tasks that require a short, simple explanation related to expressing ... information in familiar contexts... : explaining basic needs, experiences, or preferences (school, work, etc.)
- L/S3B.5a. Understand and produce a broad set of grammatical structures ex: present and past continuous verb tense
- L/S3A.4b. Understand and use:
 - descriptive words, phrasal verbs, and collocations (e.g., get ready, sit down, make a mistake)
 - common idiomatic common idiomatic expressions (e.g., ASAP, sounds good, no worries).

OBJECTIVES – AT THE COMPLETION OF THIS WEEK'S LESSONS STUDENTS WILL BE ABLE TO:

Unit: Getting to Know You

- Asking Wh Questions
 - Apply correct sentence format rules when asking and responding to Wh Questions (present, past and future tense) Open questions. (Who?, What?, When?, Where?, and How?...plus Whose?, Which?) Incorporate do, don't, does, doesn't into questions properly.
 - Apply correct sentence structure for Closed questions with auxiliary (helping) verb beginnings.
- Make vs. Do - continued
- Verbs - Regular and Irregular
- Verbs - Regular Verb Pronunciation Rules - continued
- Verbs - Regular Verb Spelling Rules

- Making suggestions
- Goal Setting
- Planning
- Scheduling

MATERIALS – FOR THIS WEEK

- Journals
- Phrasal verbs and Idioms (The Free Dictionary, Education First, Make vs. Do)
- Ellii
- Slides

*See Resources slide for links

RESOURCES

Unit: Getting to Know You (Week 1)

Make vs. Do (ellii) <https://app.ellii.com/lesson/2310-make-vs-do>

Make-Vs-Do_US.pdf

Idiom of the Day (IXL Learning)

<https://www.ixl.com/ela/grade-2/choose-the-picture-that-matches-the-idiomatic-expression>

AGENDA (WHAT WE WILL DO THIS WEEK)

Unit: Getting to Know You

- ❑ News & Housekeeping
 - ❑ paperwork (forms) –continued, ellii, etc.
- ❑ Journal Writing
- ❑ Idioms
- ❑ Lesson: Make vs. Do – more practice quizzes
- ❑ Verbs – Regular Past Tense Verbs – Pronunciation Rules – review
- ❑ Conversation Practice *as time permits

* Click on the link in your Remind message to rejoin our Zoom class.



QUESTIONS?



All students complete 2 forms every year: Intake Form and Consent Form.

INTAKE FORM

Teacher Alys is coming to class today. Students will go individually to the breakout room to complete 2 FORMS.

Please have your Social Security Number available.

BREAKOUT ROOMS

Leave Breakout Room



Worcester Adult Learning Center

Adult Education Student Intake Form

FY 2022-2023

 mrmr2500@gmail.com (not shared) [Switch account](#) 

* Required



All students complete 2 forms every year: Intake Form and Consent Form.

CONSENT FORM

Worcester
Adult Learning Center

Release of Information

The Massachusetts Department of Elementary and Secondary Education (DESE) funds your adult education program, the Worcester Adult Learning Center, and almost 100 others like it. In order to continue to support these programs, DESE must report information about students, including student outcomes, to the federal government.

https://docs.google.com/forms/d/1mhjsX9QsGYv5VyYcMkB_36RhOuz2q_yluq_6YJ3wY/viewform?edit_requested=true

- The teacher will send students the Consent Form in Remind.
- In class we can complete the form together. You will 'digitally' sign the form.
- If you need help the teacher will complete the form with you.



TESTING

The school tests each student's progress in English each semester.

Pre-Test (after 60 hours of classes)

Post-Test (end of semester)

Teacher Alys
will call you
to schedule
your test.




Worcester
Adult Learning Center

NEWS





QUESTIONS?



JOURNAL WRITING

Write complete sentences.

Action Verb Vocabulary (Present Tense)

- do
- make

1 a. Use the action verb, do, and write a sentence using the verb in each tense.

- Present
- Past

1 b. Use the action verb, make, and write a sentence using the verb in each tense.

- Future
- Present Continuous
- Past Continuous


PAST	PAST CONTINUOUS PAST PROGRESSIVE	PRESENT	PRESENT CONTINUOUS PRESENT PROGRESSIVE	FUTURE
Yesterday / was were	Yesterday / was were + verb-ing	Today	Today / am is are + verb-ing	Tomorrow / will / going to
did	was were doing	do	am is are doing	will do
made	was were making	make	am is are making	will make
-ed ending words	(was were going to)			am is are going to

2 a. Write a sentence using one of the expressions using the verb do.

2 b. Write a sentence using one of the expressions using the verb make.

do the shopping
do well
do exercise(s)
do a favor
do without

make a suggestion
make breakfast
make an appointment
make a mistake
make sense



JOURNAL WRITING

Write complete sentences.

Action Verb Vocabulary (Present Tense)

- do
- make

1 a. Use the action verb, do, and write a sentence using the verb in each tense.

- Present
- Past

1 b. Use the action verb, make, and write a sentence using the verb in each tense.

- Future
- Present Continuous
- Past Continuous

PAST	PAST CONTINUOUS PAST PROGRESSIVE	PRESENT	PRESENT CONTINUOUS PRESENT PROGRESSIVE	FUTURE
Yesterday / was were	Yesterday / was were + verb-ing	Today	Today / am is are + verb-ing	Tomorrow / will / going to
did	was were doing	do	am is are doing	will do
made	was were making	make	am is are making	will make
-ed ending words	(was were going to)			am is are going to


2 a. Write a sentence using one of the expressions using the verb do.

2 b. Write a sentence using one of the expressions using the verb make.

do the shopping
do well
do exercise(s)
do a favor
do without

make a suggestion
make breakfast
make an appointment
make a mistake
make sense

Try using a new expression today!



JOURNAL WRITING


Write complete sentences.

FIRST FLIGHT



Credit: Goro Fujita

1. What is happening in this picture?

- How are the owls related?
- Which owl is about to take its first flight?
- How do you know?
- How does the young owl feel about flying?
- What might it be thinking?
- Add a thought bubble to the picture. 
- Is the older owl worried?
- What advice might the older owl give to the younger one?




QUESTIONS?

IDIOM OF THE DAY

Which picture shows the meaning of *caught red-handed* as it is used below?

Ken was **caught red-handed** when he tried to take a cookie before dinner. He thought nobody was watching.



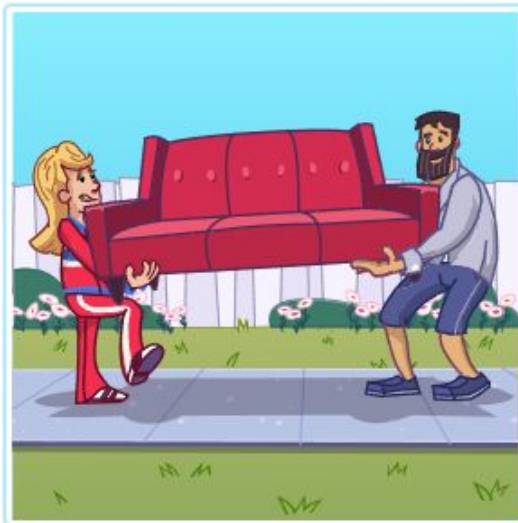


QUESTIONS?

IDIOM OF THE DAY

Which picture shows the meaning of *gave her a hand* as it is used below?

Pedro helped Kimi move into her new house. He even **gave her a hand** with the couch.





QUESTIONS?

IDIOM OF THE DAY

Which picture shows the meaning of *it's a zoo* as it is used below?

We wanted to go to the pool on the Fourth of July, but Dad said no. **It's a zoo** on holidays.





QUESTIONS?


IDIOM OF THE DAY

What is the meaning of **cost an arm and a leg**?

I would love to go on that tropical vacation, but it **costs an arm and a leg**.

to be very expensive

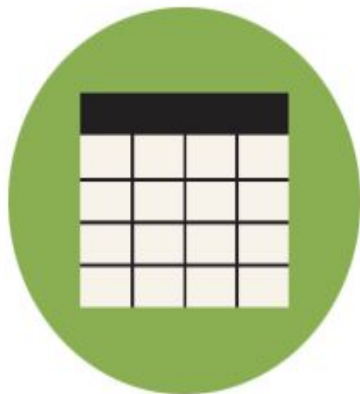
to lose parts of one's body





QUESTIONS?

GRAMMAR - MAKE VS. DO - USAGE RULES AND QUIZ



 Resource

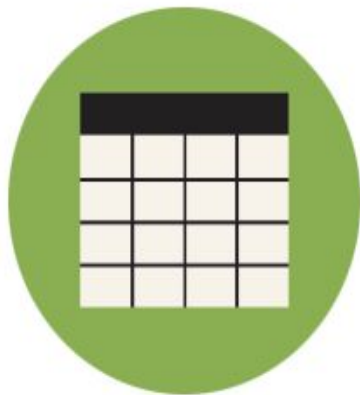
Make Vs. Do


Grammar & Usage

 Beg-Int  All ages

Categories help make expressions with make and do much easier to remember. This handy list of expressions is divided into categories and followed by practice activities.

GRAMMAR - MAKE VS. DO



 Resource

Make Vs. Do

Grammar & Usage

 Beg-Int  All ages

Categories help make expressions with make and do much easier to remember. This handy list of expressions is divided into categories and followed by practice activities.

GRAMMAR – MAKE VS. DO – PRACTICE, PRACTICE, PRACTICE

English Club

<https://www.englishclub.com/vocabulary/cw-do-make-quiz.php>

Using English.com

<https://www.usingenglish.com/quizzes/103.html>

Learn English Online

<https://www.learnenglish-online.com/vocabulary/tests/domaketest.html>

Agenda Web (many quizzes)

<https://agendaweb.org/verbs/make-do-exercises.html>



QUESTIONS?

GRAMMAR – PRONUNCIATION RULES: REGULAR PAST VERBS

#	Rule	Examples
1	If the verb ends with the voiceless (soft) sounds f, k, p, s, j, tʃ, or θ , pronounce the <i>-ed</i> ending as t .	<ul style="list-style-type: none"> • bluffed • looked • stopped • passed • washed • watched • frothed
2	If the verb ends with the voiced (loud) sounds b, dʒ, ʒ, g, l, m, n, ŋ, ð, r, v, w, z, or any vowel sound , pronounce the <i>-ed</i> ending as d .	<ul style="list-style-type: none"> • grabbed • judged • massaged • hugged • called • trimmed • planned • belonged • bathed • covered • waved • mowed • sneezed • carried
3	If the verb ends with the sounds t or d , pronounce the <i>-ed</i> ending as ɪd (as a separate syllable).	<ul style="list-style-type: none"> • wanted • needed

GRAMMAR – PRONUNCIATION RULES: REGULAR PAST VERBS

Pronunciation Practice

Listen to the recording and repeat the following words.

Rule 1: *-ed* as /t/

Say /t/ when the *-ed* ending follows a voiceless sound.

1. looked
2. stopped
3. watched
4. finished
5. danced

Rule 2: *-ed* as /d/

Say /d/ when the *-ed* ending follows a voiced sound.

1. listened
2. preferred
3. cried
4. smiled
5. studied

Rule 3: *-ed* as /ɪd/

Say /ɪd/ when the *-ed* ending follows a /t/ or /d/ sound.

1. wanted
2. needed
3. visited
4. shouted
5. ended

GRAMMAR – REGULAR PAST VERBS – QUIZZES AND READING

Live Worksheets (Spelling Review/Quiz 1)

<https://www.liveworksheets.com/w/en/english-second-language-esl/1381085>

Live Worksheets (Spelling Review/Quiz 2)

<https://www.liveworksheets.com/w/en/english-second-language-esl/1419960>

Live Worksheets (Spelling Review/Quiz 3)

<https://www.liveworksheets.com/w/en/english-second-language-esl/411981>

Live Worksheets (Spelling Review/Quiz 4)

<https://www.liveworksheets.com/w/en/english-language-arts-ela/7091039>

Live Worksheets (Spelling Review/Quiz 5)

<https://www.liveworksheets.com/w/en/english-second-language-esl/2223544>

GRAMMAR – REGULAR PAST VERBS – SPELLING RULES

#	Rule	Examples
1	If a verb ends in <i>-e</i> , add <i>-d</i> .	<ul style="list-style-type: none"> • like → liked • arrive → arrived • decide → decided
2	If a verb ends in consonant + <i>-y</i> , change <i>-y</i> to <i>-i</i> and add <i>-ed</i> .	<ul style="list-style-type: none"> • carry → carried • try → tried • study → studied
3	If a verb ends in vowel + <i>-y</i> , add <i>-ed</i> .*	<ul style="list-style-type: none"> • play → played • stay → stayed • enjoy → enjoyed
4	If a verb ends in a consonant-vowel-consonant (CVC) pattern, double the final consonant and add <i>-ed</i> **	<ul style="list-style-type: none"> • hug → hugged • plan → planned • stop → stopped
5	For all other verbs, add <i>-ed</i> .	<ul style="list-style-type: none"> • watch → watched • ask → asked • clean → cleaned

***Note:**

There are some exceptions to this rule:

- pay → paid
- lay → laid

****Note:**

This rule is true only for verbs that have the stress on the final syllable. Notice the difference below:

- prefer → **preferred**
- visit → **visited**



QUESTIONS?



Conversation Practice

Take turns practicing a conversation

Student A

Meet your classmates! Ask questions.

Student B

1. Hello. How are you?
2. Where are you from?
3. Where do you live?
4. Are you single or married?
5. Do you have children?
6. What school do they go to?
7. Do you like Worcester? Why?
8. How long have you taken English classes?
9. What is your favorite restaurant in the city?
10. What do you like to eat there?

1. Hello. I am well, Thank you. How are you?
2. I am from _____.
3. I live in _____.
4. I am single / married.
5. Yes. I have __ boy(s) and __ girl(s).
6. They go to _____.
7. Yes/No, because _____.
8. I have taken English classes for __ mos. / yrs.
9. My favorite restaurant is _____.
10. They make the best _____.



Conversation Practice

Take turns practicing a conversation

Student A

Meet your classmates! Ask questions.

Student B

1. Hello. How are you?
2. What country are you from?
3. What languages do you speak?
4. Tell me what school is like in your country.

Examples:

Did you walk to school or ride a bus?

Did you go to Preschool, Kindergarten, First Grade (Elementary School)? Did you go to High School (Secondary School)?

5. Did you live near to the school or far away?
6. What was your favorite subject in school?

1. Hello. I am well, Thank you. How are you?
2. I am from _____.
3. I speak _____ and I am learning English.
4. _____.
5. We live ___ mile(s) from the school.
6. My favorite subject was (Math, Reading, Art, Science, ...).



QUESTIONS?

HOMWORK

- Download a **language app** (practice English 20 minutes every day).
 - Send your **journal responses** to the teacher (text, email, Remind).
 - Check **ellii** for assignments.
-

- **New Students**
 - Complete an **Intake Form**, a **Consent Form**, and **Pre-Testing**
 - Review **worc-alc.org** (Class Page and Student Resources)

https://ellii.com/students



The screenshot shows the ellii student login interface. At the top left is the ellii logo, which consists of a lightbulb icon and the word "ellii" in a bold, lowercase font, all on a yellow background. To the right of the logo, there is a link that says "New to our site? [Create an Account](#)". Below the logo is a light blue banner with a white circular profile picture of a white bear's face. To the right of the profile picture, the text "Welcome, student!" is displayed. The main content area is a white box with the heading "Log In". It contains two input fields: the first is labeled "Username or Email Address" and contains the placeholder text "Type..."; the second is labeled "Password" and contains the placeholder text "Type...". Below the password field is a link that says "Forgot Password?". At the bottom of the white box is a blue button with a right-pointing arrow and the text "Log In". To the right of the white box is a section titled "Or log in with:" which contains two blue buttons: one with the Google logo and the text "Google", and another with the Clever logo and the text "Clever".

Students from last year

https://ellii.com/students



New to our site? [Create an Account](#)

New Students



Welcome, student!

Log In

Username or Email Address

Type...

Password

Type...

[Forgot Password?](#)

→ Log In

Or log in with:



Google



Clever

Students from last year

https://ellii.com/students



New to our site? [Create an Account](#)

New Students



Welcome, student!

Log In

Username or Email Address
Type...

Password
Type...

[Forgot Password?](#)

→ Log In

Or log in with:



Students from last year

Create an account https://ellii.com/students/sign_up



New Student Account



or

Create an Account

* Required field

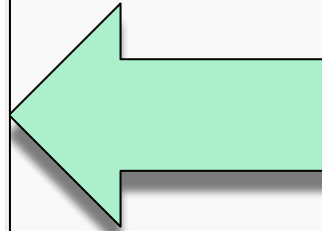
Invitation Code *

Please ask your teacher for the invitation code.

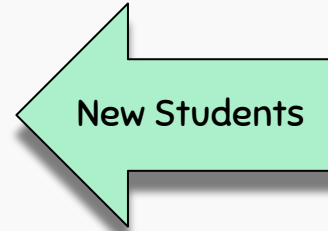
First Name *

Last Name *

Email Address *



Invitation Code
X9EV6B



New Students



Assignments

Flashcards



Name



Hi, Student Name

Great to see you.

Due Late Open Completed



Wh- Questions

Grammar Practice Worksheets



M. P

for



Gerunds & Infinitives

Fun Grammar Lessons



M. P

for



Gerunds & Infinitives

Fun Grammar Lessons



M. P

for



Wh- Questions

Grammar Practice Worksheets



M. P

for

Immersive Reader – feature



Practice speaking English every day!

See you NEXT CLASS!

Click on

Leave Meeting

EXTRA SLIDES

DOWNLOAD A LANGUAGE APP

<u>Awabe</u>	<u>Hello Talk</u>	<u>Memrise</u>
<u>Busuu</u>	<u>Lingbe</u>	YouTube
<u>Duolingo</u>	<u>Learn English Daily</u>	<ul style="list-style-type: none">• <u>English with Anna</u>• <u>Teacher Alisha</u>• <u>Teacher Keith</u>• <u>Teacher Rebecca</u>• <u>Teacher Tiffany</u>• <u>Films in English</u>
<u>FluentU</u> (online/\$)	<u>Lyrics Training</u> (songs)	
<u>Hello English</u>	<u>Mango</u>	

What app are you using?

Practice speaking English 20 minutes every day.

IMPORTANT INFORMATION



**Worcester
Adult Learning Center**

Phone: 508-799-3090
508-799-3091

Teacher Marianne

Phone & Text: 774-551-6381

Kristin: Career Navigator

Text: 508-556-0713

Email: careers.walc@gmail.com

Zoom

Meeting ID: 496 900 0061
Password: 4sU7GC

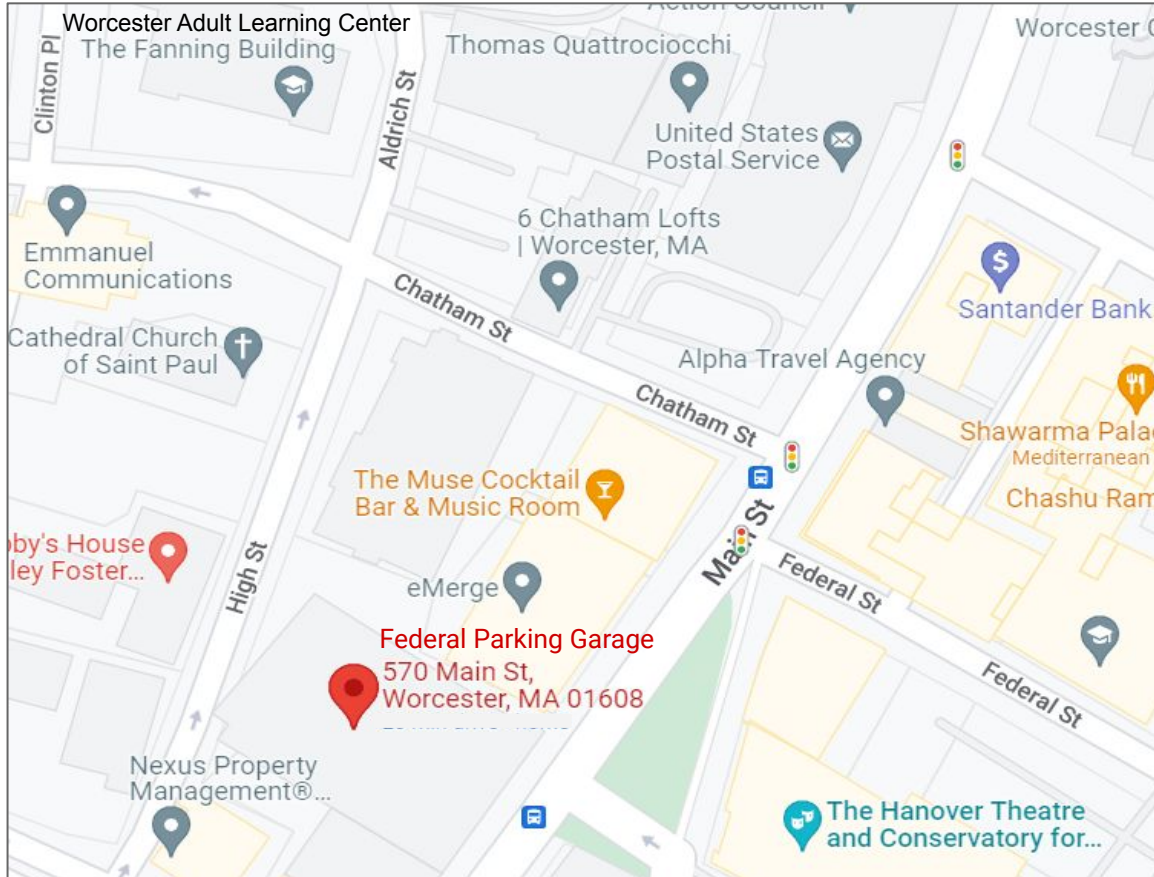
Crystal: Student Advisor

Respond to REMIND.

Office hours:

Tues, Wed, Thurs - 11:30am - 12:30pm

Map of Federal Parking Garage



<https://www.google.com/maps/place/570+Main+St,+Worcester,+MA+01608/@42.2610164,-71.8065509,17z/data=!3m1!1e3!1s0x89e406638f74463d0:97c18941a3ef2e9718m2!3d42.2610164!4d-71.8043622?hl=en>

Free Parking

Students can park for free at the Federal Parking Garage, 570 Main Street, Worcester, MA.

The garage front entrance is on Main Street.

- When you park your car... remember to take your parking ticket from the machine.
- Bring the parking ticket to the school.
- See one of these people who will validate your parking ticket:
 - Beth
 - Fatima
 - Crystal
 - Jen
- Keep the parking ticket.
- Bring the parking ticket back to the garage, so you can put it into the machine and get your car out.

The garage rear exit is on High Street.




GOOGLE DOCS

Google Docs gives users the ability to create and store documents and files using any web browser (in “the cloud”), access them from any device, and give multiple people simultaneous access.

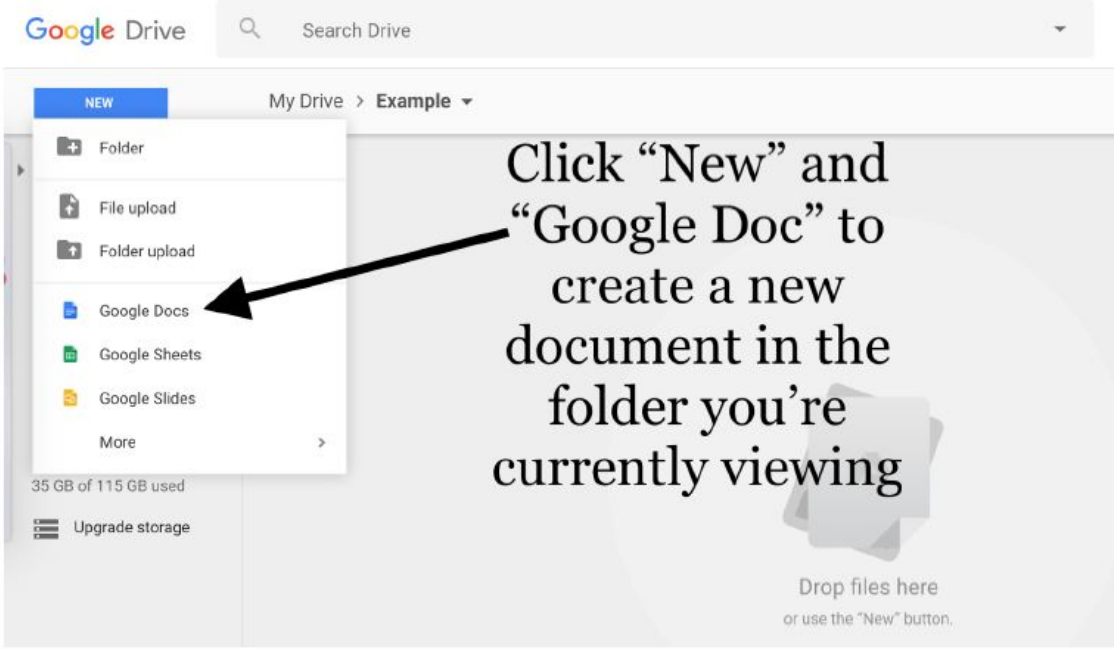
“The Cloud” is a phrase that means being able to access information through a web browser that are stored on a company’s computers. This gives you the ability to access them anywhere and share them with others.

**Google Docs works best in Google Chrome, but you can usually use it in any web browser (Safari, Internet Explorer, Firefox).*

To get started...

- Go to drive.google.com and log in to a Google account OR login to a Gmail account.
- Click on the little grid in the upper-right of the screen (looks like ) and choose ‘Drive’

CREATE A GOOGLE DOC



The screenshot shows the Google Drive interface. At the top, there is a search bar labeled 'Search Drive'. Below it, a blue 'NEW' button is visible. A dropdown menu is open, showing options: Folder, File upload, Folder upload, Google Docs, Google Sheets, Google Slides, and More. A black arrow points from the text 'Click "New" and "Google Docs" to create a new document in the folder you're currently viewing' to the 'Google Docs' option in the menu. The background shows a folder named 'Example' with a storage indicator '35 GB of 115 GB used' and an 'Upgrade storage' button. At the bottom, there is a 'Drop files here' area with the text 'or use the "New" button.'

Click “New” and “Google Docs” to create a new document in the folder you’re currently viewing

Once you’re in your Google Drive account, click on the ‘New’ button and click on ‘Google Docs’ to create a new Google Doc.

Practice speaking English every day!

See you NEXT CLASS!

Click on

Leave Meeting



Conversation Practice

Take turns practicing a conversation

Student A

What did you do this summer?

Student B

1. What did you do this summer to improve your English?
2. What would you like to learn about this year?
3. Identify one activity you liked from last year. Why?
4. Identify one activity you did 'not' like from last year. Why?

1. I read a book.
 - Read a book written in English
 - Listened to a book on CD
 - Spoke English using an app on your phone
 - Wrote something every day in your journal
 - Watched a Youtube video or movie in English
2. I would like to learn about ..., because ...
3. I liked the lesson about ..., because ...
4. I didn't like the lesson about ..., because ...



Conversation Practice

Take turns practicing a conversation

Student A

What is your morning routine?

Student B

1. What do you do in the morning?
2. What time do you _____? (wake up, walk the dog, go to work, etc.)
3. What do you eat for breakfast?
4. Ask another question.

1. I wake up.
I get out of bed.
I make the bed.
I wash my face. I take a shower.
I brush my teeth.
I walk the dog. I feed the cat.
I brew coffee. I make breakfast.
I get dressed. I go to work.
2. I _____ at 6:30 am. I _____ at 7:00 am.
I leave for work at _____ 8:20 am.
3. I eat cereal and drink coffee for breakfast.
4. Answer the question.



Conversation Practice

Take turns practicing a conversation


Student A

What was your morning routine? **Past Tense**

Student B

1. What did you do in the morning?
2. What time did you _____? (woke up, walked the dog, went to work, etc.)
3. What did you eat for breakfast?
4. Ask another 'past tense' question.

1. I woke up.
I got out of bed.
I made the bed.
I washed my face. I took a shower.
I brushed my teeth.
I walked the dog. I fed the cat.
I brewed coffee. I made breakfast.
I got dressed. I went to work.
2. I _____ at 6:30 am. I _____ at 7:00 am.
I left for work at _____ 8:20 am.
3. I ate cereal and drank coffee for breakfast.
4. Answer the question.



JOURNAL WRITING

Write complete sentences.

- What did you do this summer to improve your English?

Examples:


- Read a book written in English
- Listened to a book on CD
- Spoke English using an app on your phone
- Wrote something every day in your journal
- Watched a Youtube video or movie in English

- What would you like to learn about this year?
- Identify one activity you liked from last year. Why?
- Identify one activity you did 'not' like from last year. Why?

5 "W" Questions

- Who (people)
 - What (things)
 - When (time)
 - Where (place)
 - Why (purpose)
-
- How? (in what manner or way)
-
- Whose? (possession)

PAST	PAST CONTINUOUS PAST PROGRESSIVE	PRESENT	PRESENT CONTINUOUS PRESENT PROGRESSIVE	FUTURE
Yesterday / was were did made -ed ending words	Yesterday / was were + verb-ing was doing was making	Today / am is are do make	Today / am is are + verb-ing am is are doing am is are making	Tomorrow / will will do will make



JOURNAL WRITING


Write complete sentences.

1. What would you like to learn about this year?
2. Identify one activity you would like repeated or reviewed from last year.
3. Select one or two action verbs and write a sentence using the verb in each tense:
 - Present
 - Past
 - Future
 - Present Continuous
 - Past Continuous

Action Verb Vocabulary

accomplish, act, arrive, analyze, babysit, bake, bike, build, camp, catch, clean, collect, cook, correct, cycle, dance, decide, decrease, depart, develop, dig, dive, do, draw, drink, drive, eat, entertain, face, fetch, finish, fish, fly, form, further, garden, give, go, grow, have, heal, hike, hunt, idle, improve, journey, jump, keep, knit, laze, learn, loll, make, meditate, mind, note, paint, picnic, plan, play, prepare, prep, read, return, ride, run, ready a new project, relax, sail, save, sew, simplify, sing, snorkel, sort, spell, spend, splash, study, sunbath, surf, swim, teach, throw a party, travel, turn, upgrade, vacation, view, visualize. walk, wash, water ski, wear, work, write, etc.

PAST	PAST CONTINUOUS PAST PROGRESSIVE	PRESENT	PRESENT CONTINUOUS PRESENT PROGRESSIVE	FUTURE
Yesterday / was were did made -ed ending words	Yesterday / was were + verb-ing was doing was making	Today / am is are do make	Today / am is are + verb-ing am is are doing am is are making	Tomorrow / will will do will make



JOURNAL WRITING

Write complete sentences.

1. Select one or two action verbs and write a sentence using the verb in each tense:

- Present
- Past
- Future
- Present Continuous
- Past Continuous

*If you did this question yesterday, select different action verbs today.


2. What do you do in the morning?

Ex: I wake up. I get out of bed. I make the bed. I feed the cat. I walk the dog. I make coffee. I do the dishes.

Action Verb Vocabulary

accomplish, act, arrive, analyze, babysit, bake, bike, build, camp, catch, clean, collect, cook, correct, cycle, dance, decide, decrease, depart, develop, dig, dive, do, draw, drink, drive, eat, entertain, face, fetch, finish, fish, fly, form, further, garden, give, go, grow, have, heal, hike, hunt, idle, improve, journey, jump, keep, knit, laze, learn, loll, make, meditate, mind, note, paint, picnic, plan, play, prepare, prep, read, return, ride, run, ready a new project, relax, sail, save, sew, simplify, sing, snorkel, sort, spell, spend, splash, study, sunbath, surf, swim, teach, throw a party, travel, turn, upgrade, vacation, view, visualize. walk, wash, water ski, wear, work, write, etc.

PAST	PAST CONTINUOUS PAST PROGRESSIVE	PRESENT	PRESENT CONTINUOUS PRESENT PROGRESSIVE	FUTURE
Yesterday / was were did	Yesterday / was were + verb-ing was were doing	Today / am is are do	Today / am is are + verb-ing am is are doing	Tomorrow / will / going to will do
made	was were making	make	am is are making	will make
-ed ending words	(was were going to)			am is are going to



JOURNAL WRITING

Write complete sentences.

1. Select one or two action verbs and write a sentence using the verb in each tense:

- Present
- Past
- Future
- Present Continuous
- Past Continuous

*If you did this question yesterday, select different action verbs today.


2. What **did** you do in the morning?

Ex: I **woke** up. I **got** out of bed. I **made** the bed. I **fed** the cat. I **walked** the dog. I **made** coffee. I **did** the dishes.

Action Verb Vocabulary (Present Tense)

accomplish, act, arrive, analyze, babysit, bake, bike, build, camp, catch, clean, collect, cook, correct, cycle, dance, decide, decrease, depart, develop, dig, dive, do, draw, drink, drive, eat, entertain, face, fetch, finish, fish, fly, form, further, garden, give, go, grow, have, heal, hike, hunt, idle, improve, journey, jump, keep, knit, laze, learn, loll, make, meditate, mind, note, paint, picnic, plan, play, prepare, prep, read, return, ride, run, ready a new project, relax, sail, save, sew, simplify, sing, snorkel, sort, spell, spend, splash, study, sunbath, surf, swim, teach, throw a party, travel, turn, upgrade, vacation, view, visualize. walk, wash, water ski, wear, work, write, etc.

PAST	PAST CONTINUOUS PAST PROGRESSIVE	PRESENT	PRESENT CONTINUOUS PRESENT PROGRESSIVE	FUTURE
Yesterday / was were	Yesterday / was were + verb-ing	Today / am is are	Today / am is are + verb-ing	Tomorrow / will / going to
did	was were doing	do	am is are doing	will do
made	was were making	make	am is are making	will make
-ed ending words	(was were going to)			am is are going to



JOURNAL WRITING

Write complete sentences.

1. Select one new action verb and write a sentence using the verb in each tense:

- Present
- Past
- Future
- Present Continuous
- Past Continuous

2. What will you do in the morning?

Ex: I **will wake** up. I **will get** out of bed. I **will make** the bed. I **will feed** the cat. I **will walk** the dog. I **will make** coffee. I **will do** the dishes. I **am going to** meet a friend for brunch.

Action Verb Vocabulary (Present Tense)

accomplish, act, arrive, analyze, babysit, bake, bike, build, camp, catch, clean, collect, cook, correct, cycle, dance, decide, decrease, depart, develop, dig, dive, do, draw, drink, drive, eat, entertain, face, fetch, finish, fish, fly, form, further, garden, give, go, grow, have, heal, hike, hunt, idle, improve, journey, jump, keep, knit, laze, learn, loll, make, meditate, mind, note, paint, picnic, plan, play, prepare, prep, read, return, ride, run, ready a new project, relax, sail, save, sew, simplify, sing, snorkel, sort, spell, spend, splash, study, sunbath, surf, swim, teach, throw a party, travel, turn, upgrade, vacation, view, visualize. walk, wash, water ski, wear, work, write, etc.

PAST	PAST CONTINUOUS PAST PROGRESSIVE	PRESENT	PRESENT CONTINUOUS PRESENT PROGRESSIVE	FUTURE
Yesterday / was were	Yesterday / was were + verb-ing	Today / am is are	Today / am is are + verb-ing	Tomorrow / will / going to
did	was were doing	do	am is are doing	will do
made	was were making	make	am is are making	will make
-ed ending words	(was were going to)			am is are going to

IDIOM OF THE DAY

🔊 Which picture shows the meaning of *woke up on the wrong side of the bed* as it is used below?

🔊 I think Franklin **woke up on the wrong side of the bed** this morning. He was grumpy and mean the whole day!





QUESTIONS?

IDIOM OF THE DAY

Which picture shows the meaning of *on the fence* as it is used below?

Eric wants to get Chinese food. Lindsey wants to get Mexican food. But Marcy is **on the fence**.





QUESTIONS?

IDIOM OF THE DAY

Which picture shows the meaning of *monkey business* as it is used below?

Stop this **monkey business** and get back to work right now!

