



*Good Morning!*

---

*ESOL Online AM*

---

Week 4 - Day 12 - THURSDAY - 9-28-2023 FA

Thursday, September 28, 2023



Worcester  
Adult Learning Center

# THINGS YOU WILL DO IN CLASS

Write



Read



Speak



Listen



## CLASS VALUES

- Be respectful 
- Be kind 
- Be on time 
- Be helpful 

## SCHOOL RULES

### Attendance

No more than 2 unexcused missed classes a month

2 late arrivals of 15 minutes or more will equal 1 absence

Send a message to the teacher if you can not come to class.

### Participation

\*Please keep your video on during class.  
Cameras must be on for Conversation Practice / Breakout Rooms.

# WHEN DO WE MEET AS A CLASS?



Tuesday, Wednesday, Thursday

September 5 - December 21

January 2 - June 12

- Class start time: 9:00 AM
  - BREAK: 10:00 - 10:20 AM
- Class end time: 11:30 AM

Homework: 11:30 - 12:00 NOON

Worcester Public Schools calendar  
(Holidays and Vacation weeks are the same)

Get the calendar in your language!



-  [English \(PDF\)](#)
-  [Shqipe \(PDF\)](#)
-  [العربية \(PDF\)](#)
-  [नेपाली \(PDF\)](#)
-  [Português \(PDF\)](#)
-  [Español \(PDF\)](#)
-  [Twi \(PDF\)](#)
-  [Tiếng Việt \(PDF\)](#)

\* Click on the link in your Remind message to rejoin our Zoom class.

# IMPORTANT INFORMATION



**Worcester  
Adult Learning Center**

Phone: 508-799-3090  
508-799-3091

## **Teacher Marianne**

Phone & Text: 774-551-6381

## **Kristin: Career Navigator**

Text: 508-556-0713

Email: [careers.walc@gmail.com](mailto:careers.walc@gmail.com)

## **Zoom**

Meeting ID: 496 900 0061

Password: 4sU7GC

## **Crystal: Student Advisor**

Respond to REMIND.

Office hours:

Tues, Wed, Thurs - 11:30am - 12:30pm

# OBJECTIVES – AT THE COMPLETION OF THIS WEEK'S LESSONS STUDENTS WILL BE ABLE TO:

## Writing

- W2B.4a. Write informative/explanatory texts that examine a topic and convey ideas and information clearly.
- W3B.4b. Use expanded vocabulary that includes...some common idiomatic expressions (e.g., take care of, count on).
- W3B.4d. Use common phrasal verbs (e.g., look for, go away, give in).
- W3C.3a. Show knowledge of basic grammar to construct simple sentences (including negative sentences and questions), such as: verbs to convey a sense of past, present, and future, comparative and superlative adjectives and adverbs.
- W3C.5a. Construct text of coherently linked simple, compound, and complex sentences that include more complex grammar structures, such as: verb tenses to convey times, sequences, states, and conditions

## Reading

- R3C.2a. Understand the differences in meaning between simple present and present continuous tense
- R3B.4b. Interpret high-frequency idioms, expressions, phrasal verbs, and/or collocations (e.g., knock on wood,...).
- R3C.4b. Recognize and use intermediate function words: pronouns, prepositions, conjunctions,....
- R4B.3a. Use sentence-level context as a clue to the meaning of a word or phrase.
- R5.3a. Explain how information presented visually (e.g., arrows, illustrations, thought bubbles) contributes to what is conveyed by words in a text (e.g., to create mood, clarify sequence, emphasize aspects of a character or setting).

## Listening & Speaking

- L/S1A.3b. Carry out speaking tasks that require a short, simple explanation related to expressing ... information in familiar contexts... : explaining basic needs, experiences, or preferences (school, work, etc.)
- L/S3A.4b. Understand and use:descriptive words, phrasal verbs, and collocations (e.g., get ready, sit down, make a mistake) common idiomatic common idiomatic expressions (e.g., ASAP, sounds good, no worries).
- L/S3B.4a. Understand and produce a growing set of grammatical structures (e.g., comparative and superlative, correct pronoun case, simple and continuous verb tenses, most prepositions, simple conjunctions,...).
- L/S3B.5a. Understand and produce a broad set of grammatical structures ex: present and past continuous verb tense.

# OBJECTIVES – AT THE COMPLETION OF THIS WEEK'S LESSONS STUDENTS WILL BE ABLE TO:

## Unit: Getting to Know You

- Asking and answering Wh Questions
- Make vs. Do (completed)
- Verbs - Regular and Irregular
- Verbs - Regular Verb Pronunciation Rules, Spelling Rules- continued
- Comparison words: Equative, Comparative, Superlative

# MATERIALS – FOR THIS WEEK

- Journals
- Phrasal verbs and Idioms (The Free Dictionary, Education First, IXL Learning)
- Ellii
- Slides

\*See Resources slide for links

# RESOURCES

## Unit: Getting to Know You

Make vs. Do

Make vs. Do (ellii) <https://app.ellii.com/lesson/2310-make-vs-do> Make-Vs-Do\_US.pdf

Practice Quizzes slide with links

Past Tense Verbs

Regular Past Tense Verbs - Pronunciation Rules & Spelling Rules <https://app.ellii.com/lesson/2733-pronunciation-rules-regular-past-verbs>

Pronunciation of -ed ending of regular verbs (SpeakSpeak) <https://speakSpeak.com/resources/pronunciation/pronunciation-of-ed-endings-of-regular-verbs>

Practice Quizzes slide with links

Comparison words

Comparative Adjectives (ellii) <https://app.ellii.com/lesson/2531>

Equative, Comparative, Superlative Adjectives (ellii) <https://app.ellii.com/lesson/1607>

Idioms

Idiom of the Day (IXL Learning) <https://www.ixl.com/ela/grade-2/choose-the-picture-that-matches-the-idiomatic-expression>

Images

Once Upon A Picture <https://www.onceuponapicture.co.uk/the-collections/the-inference-collection/>

IXL Learning <https://www.ixl.com/ela/grade-3/choose-the-picture-that-matches-the-idiomatic-expression>

iStock <https://www.istockphoto.com/illustrations/busy-park>

# AGENDA (WHAT WE WILL DO THIS WEEK)

## Unit: Getting to Know You

- ❑ News & Housekeeping
  - ❑ Consent forms, ellii, etc.
- ❑ Journal Writing
- ❑ Idioms
- ❑ Verbs – Regular Past Tense Verbs – Pronunciation Rules – review & practice
- ❑ Lesson: Comparison words (ellii lessons)
- ❑ Conversation Practice \*as time permits

\* Click on the link in your Remind message to rejoin our Zoom class.



**QUESTIONS?**



All students complete 2 forms every year: Intake Form and Consent Form.

## INTAKE FORM

Teacher Alys is coming to class today. Students will go individually to the breakout room to complete 2 FORMS.

Please have your Social Security Number available.

BREAKOUT ROOMS

Leave Breakout Room



## Worcester Adult Learning Center

### Adult Education Student Intake Form

FY 2022-2023

 mrmr2500@gmail.com (not shared) [Switch account](#) 

\* Required



All students complete 2 forms every year: Intake Form and Consent Form.

## CONSENT FORM

The thumbnail shows the top portion of a document. It features the Worcester Adult Learning Center logo and the title "Release of Information". Below the title is a paragraph of text explaining that the Massachusetts Department of Elementary and Secondary Education (DESE) funds the program and that the center must report information about students to the federal government.

- The teacher will send students the Consent Form in Remind.
- In class we can complete the form together. You will 'digitally' sign the form.
- If you need help the teacher will complete the form with you.

[https://docs.google.com/forms/d/e/1FAIpQLSe065ITyld2W3Vkf\\_arw\\_ALo4hkTUu\\_gLi1AzM9XjBKEMy7ZA/viewform](https://docs.google.com/forms/d/e/1FAIpQLSe065ITyld2W3Vkf_arw_ALo4hkTUu_gLi1AzM9XjBKEMy7ZA/viewform)



## TESTING

The school tests each student's progress in English each semester.

Pre-Test (after 60 hours of classes)

Post-Test (end of semester)

Teacher Alys  
will call you  
to schedule  
your test.




Worcester  
Adult Learning Center

NEWS





**QUESTIONS?**



# JOURNAL WRITING

*Write complete sentences.*

## DROP OFF



What is happening in this picture?

- How is the girl feeling? How do you know?
- Why is she feeling that way?
- Who is the man?
- Where are they?
- Does the title of the picture give you any clues about this image?
- What are the characters thinking? Draw thought bubbles to accompany the picture.





# JOURNAL WRITING

*Write complete sentences.*



What is happening in this picture?

- Write five sentences about what is going on in the picture.
- Try to use lots of verbs.
- Try to keep your verbs in the same tense.
- Add a thought bubble for someone in the picture.



Suggestions:

What is the strong man thinking?

What is the dog thinking?



## JOURNAL WRITING

*Write complete sentences.*



What is happening in this picture?

- Write five sentences about what is going on in the picture.
- Try to use lots of verbs.
- Try to keep your verbs in the same tense.
- Add a thought bubble for someone in the picture.

Suggestions:

What might the elephant be thinking?

What might the penguin be thinking?




# JOURNAL WRITING

*Write complete sentences.*



What is happening in this picture?

- Write a title for the picture
- Write five sentences about what is going on in the picture.
  - Try to use lots of verbs.
  - Try to keep your verbs in the same tense.




# JOURNAL WRITING

*Write complete sentences.*



What is happening in this picture?

- Write a title for the picture.
- Write five sentences about what is going on in the picture.
  - Try to use lots of verbs.
  - Try to keep your verbs in the same tense.



# JOURNAL WRITING

*Write complete sentences.*



What is happening in this picture?

- Write a title for the picture.
- Write five sentences about what is going on in the picture.
- Try to use lots of verbs.
- Try to keep your verbs in the same tense.

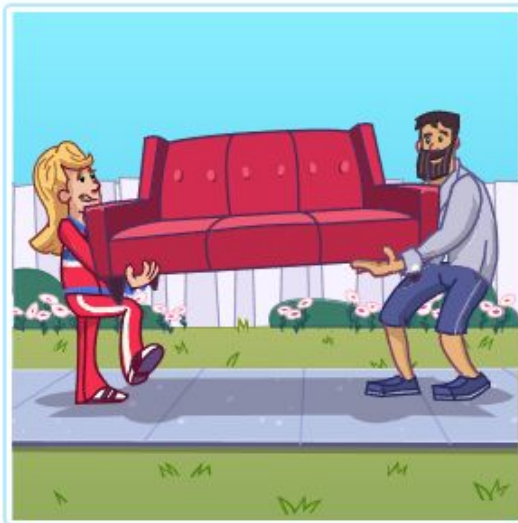


**QUESTIONS?**

## IDIOM OF THE DAY

Which picture shows the meaning of *gave her a hand* as it is used below?

Pedro helped Kimi move into her new house. He even **gave her a hand** with the couch.





**QUESTIONS?**

# IDIOM OF THE DAY

Which picture shows the meaning of *it's a zoo* as it is used below?

We wanted to go to the pool on the Fourth of July, but Dad said no. **It's a zoo** on holidays.





**QUESTIONS?**

# IDIOM OF THE DAY

What is the meaning of **cost an arm and a leg**?

I would love to go on that tropical vacation, but it **costs an arm and a leg**.

to be very expensive

to lose parts of one's body





**QUESTIONS?**

# IDIOM OF THE DAY

Which picture shows the meaning of *hit the books* as it is used below?

If she wants to do well on the test, she'll have to **hit the books**.






**QUESTIONS?**

## Comparative Adjectives



03:22



# COMPARISON WORDS – COMPARATIVE ADJECTIVES

## Comparative Adjectives

### Fun Grammar Lessons

💡 Int 🕒 Young Learners

In this lesson, students study the form and use of comparative adjectives. They practice making comparisons through speaking, writing, and pair work exercises, and they also review common spelling rules.

For teaching teens and adults, use our Grammar Practice Worksheets lesson on equative, comparative, and superlative adjectives.



# COMPARISON WORDS

## Cabin or Mansion?

### Photo Prompts

💡 Low Int - Int 🕒 Teens & Adults

Students will improve their English skills as they become more comfortable making comparisons. These photos show two very different kinds of houses: a fancy mansion and a modest cabin.



## Equative, Comparative & Superlative Adjectives

### Grammar Practice Worksheets

💡 Int 🎓 Teens & Adults

In this lesson, students learn and practice making comparisons using the equative, comparative, and superlative forms of adjectives. Irregular adjectives are also discussed.



## Burgers or Veggies?

### Photo Prompts

💡 Low Int - Int 🕒 Teens & Adults


Students will improve their English skills as they become more comfortable making comparisons. These photos show two very different kinds of meals: a tray of crisp, fresh vegetables and a couple of greasy cheeseburgers accompanied by onion rings and fries.



## Superlative Adjectives



03:31

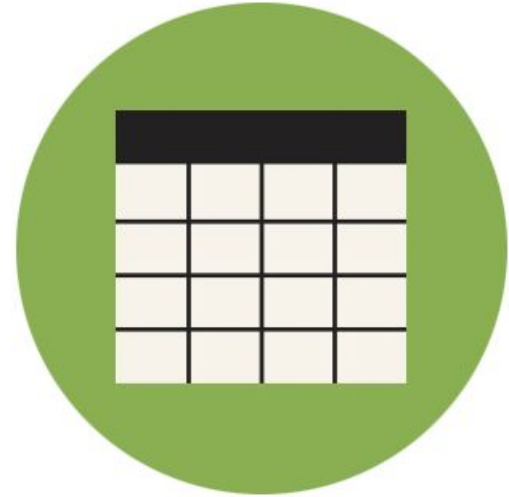


## Superlative Adjectives

### Grammar & Usage

💡 Low Int – Int 🎓 All ages

This resource covers the formation and spelling rules for superlative adjectives.





**QUESTIONS?**

# GRAMMAR – PRONUNCIATION RULES: REGULAR PAST VERBS

#	Rule	Examples
1	If the verb ends with the voiceless (soft) sounds <b>f, k, p, s, j, tʃ,</b> or <b>θ</b> , pronounce the <i>-ed</i> ending as <b>t</b> .	<ul style="list-style-type: none"> <li>bluffed</li> <li>looked</li> <li>stopped</li> <li>passed</li> <li>washed</li> <li>watched</li> <li>frothed</li> </ul>
2	If the verb ends with the voiced (loud) sounds <b>b, dʒ, ʒ, g, l, m, n, ŋ, ð, r, v, w, z,</b> or any <b>vowel sound</b> , pronounce the <i>-ed</i> ending as <b>d</b> .	<ul style="list-style-type: none"> <li>grabbed</li> <li>judged</li> <li>massaged</li> <li>hugged</li> <li>called</li> <li>trimmed</li> <li>planned</li> <li>belonged</li> <li>bathed</li> <li>covered</li> <li>waved</li> <li>mowed</li> <li>sneezed</li> <li>carried</li> </ul>
3	If the verb ends with the sounds <b>t</b> or <b>d</b> , pronounce the <i>-ed</i> ending as <b>ɪd</b> (as a separate syllable).	<ul style="list-style-type: none"> <li>wanted</li> <li>needed</li> </ul>

# GRAMMAR – PRONUNCIATION RULES: REGULAR PAST VERBS

## Pronunciation Practice

Listen to the recording and repeat the following words.

### Rule 1: *-ed* as /t/

Say /t/ when the *-ed* ending follows a voiceless sound.

1. looked
2. stopped
3. watched
4. finished
5. danced

### Rule 2: *-ed* as /d/

Say /d/ when the *-ed* ending follows a voiced sound.

1. listened
2. preferred
3. cried
4. smiled
5. studied

### Rule 3: *-ed* as /ɪd/

Say /ɪd/ when the *-ed* ending follows a /t/ or /d/ sound.

1. wanted
2. needed
3. visited
4. shouted
5. ended

# GRAMMAR – PRONUNCIATION RULES: REGULAR PAST VERBS - t sound



# Rule

1

If the verb ends with the voiceless (soft) sounds **f, k, p, s, f, tʃ, or θ**, pronounce the *-ed* ending as **t**.

**f k p s sh tch short o**

**bluffed looked stopped passed washed watched frothed**

Some regular verbs with the *-ed* ending pronounced /t/

verb	past tense	pronunciation /t/
work	worked	<b>worked</b>
cook	cooked	<b>cooked</b>
walk	walked	<b>walked</b>
kiss	kissed	<b>kissed</b>
like	liked	<b>liked</b>
stop	stopped	<b>stopped</b>
look	looked	<b>looked</b>
drop	dropped	<b>dropped</b>

# GRAMMAR – PRONUNCIATION RULES: REGULAR PAST VERBS - d sound



#	Rule
2	If the verb ends with the voiced (loud) sounds <b>b, dʒ, ʒ, g, l, m, n, ŋ, ð, r, v, w, z</b> , or any <b>vowel sound</b> , pronounce the <b>-ed</b> ending as <b>d</b> .

b dg j g l m n ng aa r w z vowel sound

grabbed judged massaged hugged called trimmed planned

Some regular verbs with the **-ed** ending pronounced /d/

verb	past tense	pronunciation /d/
play	played	played
show	showed	showed
close	closed	closed
open	opened	opened
enjoy	enjoyed	enjoyed
love	loved	loved
try	tried	tried
rain	rained	rained
learn	learned	learned
clean	cleaned	cleaned

# GRAMMAR – PRONUNCIATION RULES: REGULAR PAST VERBS - d sound



2

If the verb ends with the voiced (loud) sounds **b, dʒ, ʒ, g, l, m, n, ŋ, ð, r, v, w, z**, or any **vowel sound**, pronounce the **-ed** ending as **d**.

ng long a r v w z vowel sound

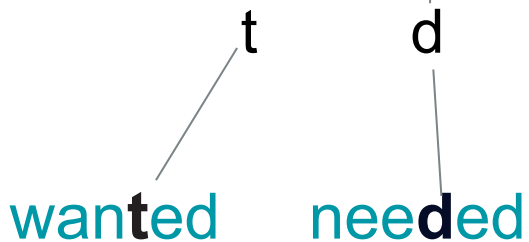
belonged bathed covered waded mowed sneezed carried

Some regular verbs with the **-ed** ending pronounced /d/

verb	past tense	pronunciation /d/
play	played	played
show	showed	showed
close	closed	closed
open	opened	opened
enjoy	enjoyed	enjoyed
love	loved	loved
try	tried	tried
rain	rained	rained
learn	learned	learned
clean	cleaned	cleaned

# GRAMMAR – PRONUNCIATION RULES: REGULAR PAST VERBS - id sound

#	Rule	ellii
3	If the verb ends with the sounds <b>t</b> or <b>d</b> , pronounce the <i>-ed</i> ending as <b>id</b> (as a separate syllable).	



Some regular verbs with the *-ed* ending pronounced /id/

verb	past tense	pronunciation /id/
wait	waited	waited
want	wanted	wanted
need	needed	needed
decide	decided	decided
hate	hated	hated
taste	tasted	tasted
end	ended	ended

# GRAMMAR – REGULAR PAST VERBS – SPELLING RULES

#	Rule	Examples
1	If a verb ends in <i>-e</i> , add <i>-d</i> .	<ul style="list-style-type: none"> <li>• like → liked</li> <li>• arrive → arrived</li> <li>• decide → decided</li> </ul>
2	If a verb ends in consonant + <i>-y</i> , change <i>-y</i> to <i>-i</i> and add <i>-ed</i> .	<ul style="list-style-type: none"> <li>• carry → carried</li> <li>• try → tried</li> <li>• study → studied</li> </ul>
3	If a verb ends in vowel + <i>-y</i> , add <i>-ed</i> .*	<ul style="list-style-type: none"> <li>• play → played</li> <li>• stay → stayed</li> <li>• enjoy → enjoyed</li> </ul>
4	If a verb ends in a consonant-vowel-consonant (CVC) pattern, double the final consonant and add <i>-ed</i> **	<ul style="list-style-type: none"> <li>• hug → hugged</li> <li>• plan → planned</li> <li>• stop → stopped</li> </ul>
5	For all other verbs, add <i>-ed</i> .	<ul style="list-style-type: none"> <li>• watch → watched</li> <li>• ask → asked</li> <li>• clean → cleaned</li> </ul>

**\*Note:**

There are some exceptions to this rule:

- pay → paid
- lay → laid

**\*\*Note:**

This rule is true only for verbs that have the stress on the final syllable. Notice the difference below:

- prefer → **preferred**
- visit → **visited**

# GRAMMAR – REGULAR PAST VERBS – QUIZZES AND READING

Live Worksheets (Spelling Review/Quiz 1)

<https://www.liveworksheets.com/w/en/english-second-language-esl/1381085>

Live Worksheets (Spelling Review/Quiz 2)

<https://www.liveworksheets.com/w/en/english-second-language-esl/1419960>

Live Worksheets (Spelling Review/Quiz 3)

<https://www.liveworksheets.com/w/en/english-second-language-esl/411981>

Live Worksheets (Spelling Review/Quiz 4)

<https://www.liveworksheets.com/w/en/english-language-arts-ela/7091039>

Live Worksheets (Spelling Review/Quiz 5)

<https://www.liveworksheets.com/w/en/english-second-language-esl/2223544>



**QUESTIONS?**



# Conversation Practice

Take turns practicing a conversation

Student A

2. Meet your classmates! Ask more questions.

Student B

1. Hello. How are you?
2. What country are you from?
3. What languages do you speak?
4. Tell me what school is like in your country.

Examples:

Did you walk to school or ride a bus?

Did you go to Preschool, Kindergarten, First Grade (Elementary School)? Did you go to High School (Secondary School)?

5. Did you live near to the school or far away?
6. What was your favorite subject in school?

1. Hello. I am well, Thank you. How are you?
2. I am from \_\_\_\_\_.
3. I speak \_\_\_\_\_ and I am learning English.
4. \_\_\_\_\_.
5. We live \_\_\_ mile(s) from the school.
6. My favorite subject was (Math, Reading, Art, Science, ...).



# Conversation Practice

Take turns practicing a conversation

Student A

## 3. Meet your Classmates! Dream House

Student B

1. Where do you live?
2. What type of place do you live in?
3. Do you like it? Why? / Why not?
4. Has your idea of a dream house changed since you were a child? How?

1. I live in \_\_\_\_\_.
2. I live in (an apartment, a condo, a small house, a big house).
3. I like it. / I don't like it because (it's too small, I want to move, etc.).
4. Yes, because \_\_\_\_\_.



**QUESTIONS?**


# HOMework

- Download a **language app** (practice English 20 minutes every day).
  - Send your **journal responses** to the teacher (text, email, Remind).
  - Check **ellii** for assignments.
- 


- **New Students**
  - Complete an **Intake Form**, a **Consent Form**, and **Pre-Testing**
  - Review **worc-alc.org** (Class Page and Student Resources)

https://ellii.com/students

New to our site? [Create an Account](#)



Welcome, student!



### Log In


Username or Email Address  
Type...


Password  
Type...

[Forgot Password?](#)

→ Log In

Or log in with:

 Google

 Clever

Students from last year

https://ellii.com/students



New to our site? [Create an Account](#)

New Students



Welcome, student!

Log In

Username or Email Address

Type...

Password

Type...

[Forgot Password?](#)

→ Log In

Or log in with:



Students from last year

https://ellii.com/students



New to our site? [Create an Account](#)

New Students



Welcome, student!

## Log In

Username or Email Address

Type...

Password

Type...

[Forgot Password?](#)

→ Log In

Or log in with:



Google



Clever

Students from last year

Create an account [https://ellii.com/students/sign\\_up](https://ellii.com/students/sign_up)



## New Student Account



or

### Create an Account

\* Required field

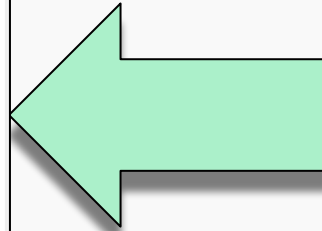
Invitation Code \*

Please ask your teacher for the invitation code.

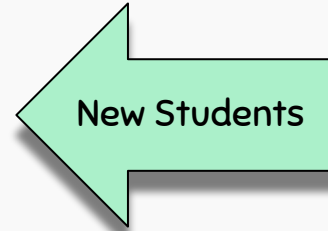
First Name \*

Last Name \*

Email Address \*



Invitation Code  
**X9EV6B**



New Students



Assignments

Flashcards



Name



Hi, Student Name

Great to see you.

Due

Late

Open

Completed



Wh- Questions

Grammar Practice Worksheets



M. P

for



Gerunds & Infinitives

Fun Grammar Lessons



M. P

for



Gerunds & Infinitives

Fun Grammar Lessons



M. P

for



Wh- Questions

Grammar Practice Worksheets



M. P

for

## Immersive Reader – feature



*Practice speaking English every day!*

See you NEXT CLASS!

*Click on ....*

**Leave Meeting**

EXTRA SLIDES

## DOWNLOAD A LANGUAGE APP

<u>Awabe</u>	<u>Hello Talk</u>	<u>Memrise</u>
<u>Busuu</u>	<u>Lingbe</u>	YouTube
<u>Duolingo</u>	<u>Learn English Daily</u>	<ul style="list-style-type: none"><li>• <u>English with Anna</u></li><li>• <u>Teacher Alisha</u></li><li>• <u>Teacher Keith</u></li><li>• <u>Teacher Rebecca</u></li><li>• <u>Teacher Tiffany</u></li><li>• <u>Films in English</u></li></ul>
<u>FluentU</u> (online/\$)	<u>Lyrics Training</u> (songs)	
<u>Hello English</u>	<u>Mango</u>	

What app are you using?

Practice speaking English 20 minutes every day.

# IMPORTANT INFORMATION



**Worcester  
Adult Learning Center**

Phone: 508-799-3090  
508-799-3091

## **Teacher Marianne**

Phone & Text: 774-551-6381

## **Kristin: Career Navigator**

Text: 508-556-0713  
Email: [careers.walc@gmail.com](mailto:careers.walc@gmail.com)

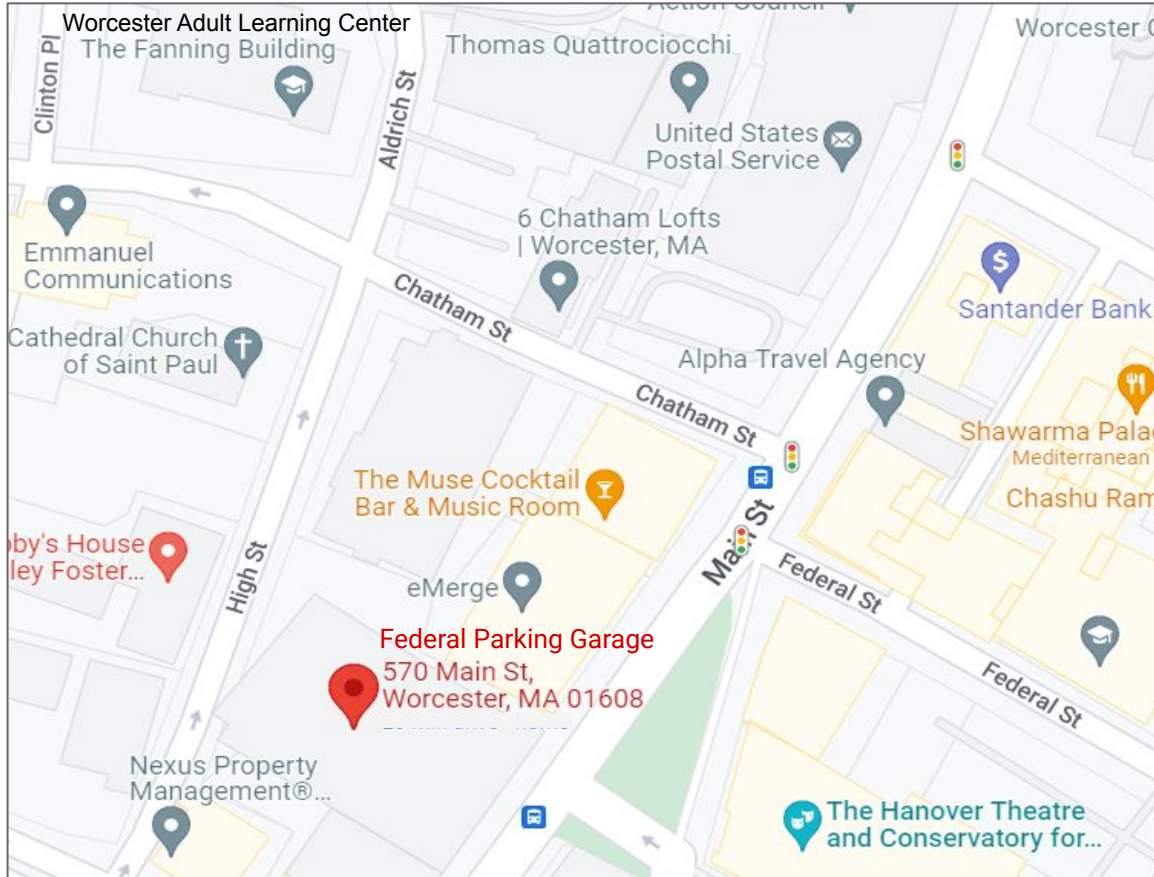
## **Zoom**

Meeting ID: 496 900 0061  
Password: 4sU7GC

## **Crystal: Student Advisor**

Respond to REMIND.  
Office hours:  
Tues, Wed, Thurs - 11:30am - 12:30pm

# Map of Federal Parking Garage



<https://www.google.com/maps/place/570+Main+St,+Worcester,+MA+01608/@42.2610164,-71.8065509,17z/data=!3m1!1e3!1s0x89e406638f74463d0:97c18941a3ef2e9718m2!3d42.2610164!4d-71.8043622?hl=en>

## Free Parking

Students can park for free at the Federal Parking Garage, 570 Main Street, Worcester, MA.

The garage front entrance is on Main Street.

- When you park your car... remember to take your parking ticket from the machine.
- Bring the parking ticket to the school.
- See one of these people who will validate your parking ticket:
  - Beth
  - Fatima
  - Crystal
  - Jen
- Keep the parking ticket.
- Bring the parking ticket back to the garage, so you can put it into the machine and get your car out.

The garage rear exit is on High Street.




# GOOGLE DOCS

Google Docs gives users the ability to create and store documents and files using any web browser (in “the cloud”), access them from any device, and give multiple people simultaneous access.

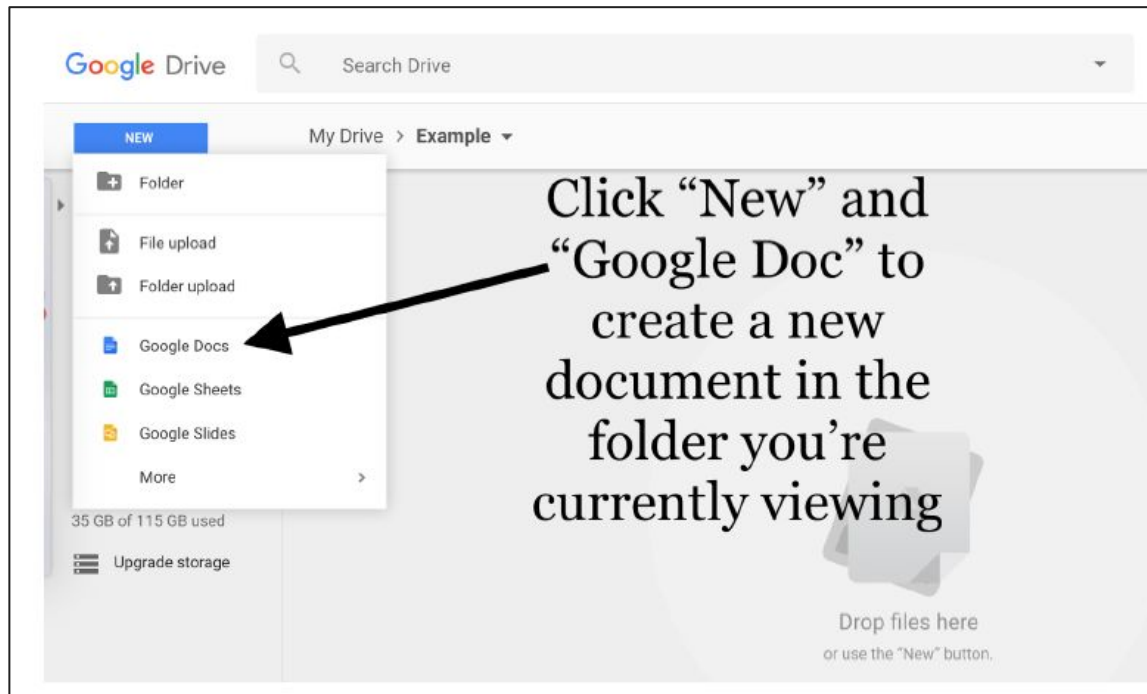
“The Cloud” is a phrase that means being able to access information through a web browser that are stored on a company’s computers. This gives you the ability to access them anywhere and share them with others.

*\*Google Docs works best in Google Chrome, but you can usually use it in any web browser (Safari, Internet Explorer, Firefox).*

To get started...

- Go to [drive.google.com](https://drive.google.com) and log in to a Google account OR login to a Gmail account.
- Click on the little grid in the upper-right of the screen (looks like ) and choose ‘Drive’

# CREATE A GOOGLE DOC



Click “New” and  
“Google Doc” to  
create a new  
document in the  
folder you’re  
currently viewing

Once you’re in your  
Google Drive account,  
click on the ‘New’ button  
and click on ‘Google Docs’  
to create a new Google  
Doc.

*Practice speaking English every day!*

See you NEXT CLASS!

*Click on ....*

**Leave Meeting**



## Conversation Practice

Take turns practicing a conversation

Student A

What did you do this summer?

Student B

1. What did you do this summer to improve your English?
2. What would you like to learn about this year?
3. Identify one activity you liked from last year. Why?
4. Identify one activity you did 'not' like from last year. Why?

1. I read a book.
  - Read a book written in English
  - Listened to a book on CD
  - Spoke English using an app on your phone
  - Wrote something every day in your journal
  - Watched a Youtube video or movie in English
2. I would like to learn about ..., because ...
3. I liked the lesson about ..., because ...
4. I didn't like the lesson about ..., because ...



# Conversation Practice

Take turns practicing a conversation

Student A

What is your morning routine?

Student B

1. What do you do in the morning?
2. What time do you \_\_\_\_\_? (wake up, walk the dog, go to work, etc.)
3. What do you eat for breakfast?
4. Ask another question.

1. I wake up.  
I get out of bed.  
I make the bed.  
I wash my face. I take a shower.  
I brush my teeth.  
I walk the dog. I feed the cat.  
I brew coffee. I make breakfast.  
I get dressed. I go to work.
2. I \_\_\_\_\_ at 6:30 am. I \_\_\_\_\_ at 7:00 am.  
I leave for work at \_\_\_\_\_ 8:20 am.
3. I eat cereal and drink coffee for breakfast.
4. Answer the question.



# Conversation Practice

Take turns practicing a conversation


Student A

What was your morning routine? **Past Tense**

Student B

1. What did you do in the morning?
2. What time did you \_\_\_\_\_? (woke up, walked the dog, went to work, etc.)
3. What did you eat for breakfast?
4. Ask another 'past tense' question.

1. I woke up.  
I got out of bed.  
I made the bed.  
I washed my face. I took a shower.  
I brushed my teeth.  
I walked the dog. I fed the cat.  
I brewed coffee. I made breakfast.  
I got dressed. I went to work.
2. I \_\_\_\_\_ at 6:30 am. I \_\_\_\_\_ at 7:00 am.  
I left for work at \_\_\_\_\_ 8:20 am.
3. I ate cereal and drank coffee for breakfast.
4. Answer the question.



# JOURNAL WRITING

*Write complete sentences.*

- What did you do this summer to improve your English?

Examples:


- Read a book written in English
- Listened to a book on CD
- Spoke English using an app on your phone
- Wrote something every day in your journal
- Watched a Youtube video or movie in English

- What would you like to learn about this year?
- Identify one activity you liked from last year. Why?
- Identify one activity you did 'not' like from last year. Why?

## 5 "W" Questions

- Who (people)
  - What (things)
  - When (time)
  - Where (place)
  - Why (purpose)
- 
- How? (in what manner or way)
- 
- Whose? (possession)

PAST	PAST CONTINUOUS PAST PROGRESSIVE	PRESENT	PRESENT CONTINUOUS PRESENT PROGRESSIVE	FUTURE
Yesterday / was were did made -ed ending words	Yesterday / <b>was were</b> + verb-ing was doing was making	Today / am is are do make	Today / <b>am is are</b> + verb-ing am is are doing am is are making	Tomorrow / will will do will make



# JOURNAL WRITING


*Write complete sentences.*

1. What would you like to learn about this year?
2. Identify one activity you would like repeated or reviewed from last year.
3. Select one or two action verbs and write a sentence using the verb in each tense:
  - Present
  - Past
  - Future
  - Present Continuous
  - Past Continuous

## Action Verb Vocabulary

accomplish, act, arrive, analyze, babysit, bake, bike, build, camp, catch, clean, collect, cook, correct, cycle, dance, decide, decrease, depart, develop, dig, dive, do, draw, drink, drive, eat, entertain, face, fetch, finish, fish, fly, form, further, garden, give, go, grow, have, heal, hike, hunt, idle, improve, journey, jump, keep, knit, laze, learn, loll, make, meditate, mind, note, paint, picnic, plan, play, prepare, prep, read, return, ride, run, ready a new project, relax, sail, save, sew, simplify, sing, snorkel, sort, spell, spend, splash, study, sunbath, surf, swim, teach, throw a party, travel, turn, upgrade, vacation, view, visualize. walk, wash, water ski, wear, work, write, etc.

PAST	PAST CONTINUOUS PAST PROGRESSIVE	PRESENT	PRESENT CONTINUOUS PRESENT PROGRESSIVE	FUTURE
Yesterday / was were did made -ed ending words	Yesterday / <b>was were</b> + verb-ing was doing was making	Today / am is are do make	Today / <b>am is are</b> + verb-ing am is are doing am is are making	Tomorrow / will will do will make



# JOURNAL WRITING

*Write complete sentences.*

1. Select one or two action verbs and write a sentence using the verb in each tense:

- Present
- Past
- Future
- Present Continuous
- Past Continuous

\*If you did this question yesterday, select different action verbs today.


2. What do you do in the morning?

Ex: I wake up. I get out of bed. I make the bed. I feed the cat. I walk the dog. I make coffee. I do the dishes.

## Action Verb Vocabulary

accomplish, act, arrive, analyze, babysit, bake, bike, build, camp, catch, clean, collect, cook, correct, cycle, dance, decide, decrease, depart, develop, dig, dive, do, draw, drink, drive, eat, entertain, face, fetch, finish, fish, fly, form, further, garden, give, go, grow, have, heal, hike, hunt, idle, improve, journey, jump, keep, knit, laze, learn, loll, make, meditate, mind, note, paint, picnic, plan, play, prepare, prep, read, return, ride, run, ready a new project, relax, sail, save, sew, simplify, sing, snorkel, sort, spell, spend, splash, study, sunbath, surf, swim, teach, throw a party, travel, turn, upgrade, vacation, view, visualize. walk, wash, water ski, wear, work, write, etc.

PAST	PAST CONTINUOUS PAST PROGRESSIVE	PRESENT	PRESENT CONTINUOUS PRESENT PROGRESSIVE	FUTURE
Yesterday / was were did	Yesterday / <b>was were</b> + verb-ing was were doing	Today / am is are do	Today / <b>am is are</b> + verb-ing am is are doing	Tomorrow / will / going to will do
made	was were making	make	am is are making	will make
-ed ending words	( <b>was were</b> going to)			<b>am is are</b> going to



# JOURNAL WRITING

*Write complete sentences.*

- Select one or two action verbs and write a sentence using the verb in each tense:

- Present
- Past
- Future
- Present Continuous
- Past Continuous

\*If you did this question yesterday, select different action verbs today.


- What **did** you do in the morning?

Ex: I **woke** up. I **got** out of bed. I **made** the bed. I **fed** the cat. I **walked** the dog. I **made** coffee. I **did** the dishes.

## Action Verb Vocabulary (Present Tense)

accomplish, act, arrive, analyze, babysit, bake, bike, build, camp, catch, clean, collect, cook, correct, cycle, dance, decide, decrease, depart, develop, dig, dive, do, draw, drink, drive, eat, entertain, face, fetch, finish, fish, fly, form, further, garden, give, go, grow, have, heal, hike, hunt, idle, improve, journey, jump, keep, knit, laze, learn, loll, make, meditate, mind, note, paint, picnic, plan, play, prepare, prep, read, return, ride, run, ready a new project, relax, sail, save, sew, simplify, sing, snorkel, sort, spell, spend, splash, study, sunbath, surf, swim, teach, throw a party, travel, turn, upgrade, vacation, view, visualize. walk, wash, water ski, wear, work, write, etc.

PAST	PAST CONTINUOUS PAST PROGRESSIVE	PRESENT	PRESENT CONTINUOUS PRESENT PROGRESSIVE	FUTURE
Yesterday / was were	Yesterday / <b>was were</b> + verb-ing	Today / am is are	Today / <b>am is are</b> + verb-ing	Tomorrow / will / going to
<b>did</b>	was were doing	do	am is are doing	will do
<b>made</b>	was were making	make	am is are making	will make
<b>-ed</b> ending words	( <b>was were</b> going to)			<b>am is are</b> going to



# JOURNAL WRITING

*Write complete sentences.*

1. Select one new action verb and write a sentence using the verb in each tense:

- Present
- Past
- Future
- Present Continuous
- Past Continuous

2. What will you do in the morning?

Ex: I **will wake** up. I **will get** out of bed. I **will make** the bed. I **will feed** the cat. I **will walk** the dog. I **will make** coffee. I **will do** the dishes. I **am going to** meet a friend for brunch.

## Action Verb Vocabulary (Present Tense)

accomplish, act, arrive, analyze, babysit, bake, bike, build, camp, catch, clean, collect, cook, correct, cycle, dance, decide, decrease, depart, develop, dig, dive, do, draw, drink, drive, eat, entertain, face, fetch, finish, fish, fly, form, further, garden, give, go, grow, have, heal, hike, hunt, idle, improve, journey, jump, keep, knit, laze, learn, loll, make, meditate, mind, note, paint, picnic, plan, play, prepare, prep, read, return, ride, run, ready a new project, relax, sail, save, sew, simplify, sing, snorkel, sort, spell, spend, splash, study, sunbath, surf, swim, teach, throw a party, travel, turn, upgrade, vacation, view, visualize. walk, wash, water ski, wear, work, write, etc.

PAST	PAST CONTINUOUS PAST PROGRESSIVE	PRESENT	PRESENT CONTINUOUS PRESENT PROGRESSIVE	FUTURE
Yesterday / was were	Yesterday / <b>was were</b> + verb-ing	Today / am is are	Today / <b>am is are</b> + verb-ing	Tomorrow / will / going to
<b>did</b>	was were doing	do	am is are doing	will do
<b>made</b>	was were making	make	am is are making	will make
<b>-ed</b> ending words	( <b>was were</b> going to)			<b>am is are</b> going to

## IDIOM OF THE DAY

🔊 Which picture shows the meaning of *woke up on the wrong side of the bed* as it is used below?

🔊 I think Franklin **woke up on the wrong side of the bed** this morning. He was grumpy and mean the whole day!





**QUESTIONS?**

# IDIOM OF THE DAY

Which picture shows the meaning of *on the fence* as it is used below?

Eric wants to get Chinese food. Lindsey wants to get Mexican food. But Marcy is **on the fence**.





**QUESTIONS?**

## IDIOM OF THE DAY

Which picture shows the meaning of *monkey business* as it is used below?


Stop this **monkey business** and get back to work right now!



## IDIOM OF THE DAY

Which picture shows the meaning of *caught red-handed* as it is used below?

Ken was **caught red-handed** when he tried to take a cookie before dinner. He thought nobody was watching.




## IDIOM OF THE DAY

Which picture shows the meaning of *bit off more than she can chew* as it is used below?

Carmen signed up for five different clubs! I think she **bit off more than she can chew**.





# JOURNAL WRITING

*Write complete sentences.*

## Action Verb Vocabulary (Present Tense)

- do
- make

1 a. Use the action verb, do, and write a sentence using the verb in each tense.

- Present
- Past

1 b. Use the action verb, make, and write a sentence using the verb in each tense.

- Future
- Present Continuous
- Past Continuous


PAST	PAST CONTINUOUS PAST PROGRESSIVE	PRESENT	PRESENT CONTINUOUS PRESENT PROGRESSIVE	FUTURE
Yesterday / was were	Yesterday / <b>was were</b> + verb-ing	Today	Today / <b>am is are</b> + verb-ing	Tomorrow / will / going to
<b>did</b>	was were doing	do	am is are doing	will do
<b>made</b>	was were making	make	am is are making	will make
<b>-ed</b> ending words	( <b>was were</b> going to)			<b>am is are</b> going to

2 a. Write a sentence using one of the expressions using the verb do.

2 b. Write a sentence using one of the expressions using the verb make.

*do the shopping*  
*do well*  
*do exercise(s)*  
*do a favor*  
*do without*

*make a suggestion*  
*make breakfast*  
*make an appointment*  
*make a mistake*  
*make sense*



# JOURNAL WRITING

*Write complete sentences.*

## Action Verb Vocabulary (Present Tense)

- do
- make

1 a. Use the action verb, do, and write a sentence using the verb in each tense.

- Present
- Past

1 b. Use the action verb, make, and write a sentence using the verb in each tense.

- Future
- Present Continuous
- Past Continuous

PAST	PAST CONTINUOUS PAST PROGRESSIVE	PRESENT	PRESENT CONTINUOUS PRESENT PROGRESSIVE	FUTURE
Yesterday / was were	Yesterday / <b>was were</b> + verb-ing	Today	Today / <b>am is are</b> + verb-ing	Tomorrow / will / going to
<b>did</b>	was were doing	do	am is are doing	will do
<b>made</b>	was were making	make	am is are making	will make
<b>-ed</b> ending words	( <b>was were</b> going to)			<b>am is are</b> going to


2 a. Write a sentence using one of the expressions using the verb do.

2 b. Write a sentence using one of the expressions using the verb make.

do the shopping  
do well  
do exercise(s)  
do a favor  
do without

make a suggestion  
make breakfast  
make an appointment  
make a mistake  
make sense

*Try using a new expression today!*



# JOURNAL WRITING


*Write complete sentences.*

## FIRST FLIGHT



Credit: Goro Fujita

1. What is happening in this picture?

- How are the owls related?
- Which owl is about to take its first flight?
- How do you know?
- How does the young owl feel about flying?
- What might it be thinking?
- Add a thought bubble to the picture. 
- Is the older owl worried?
- What advice might the older owl give to the younger one?



# Conversation Practice

Take turns practicing a conversation

Student A

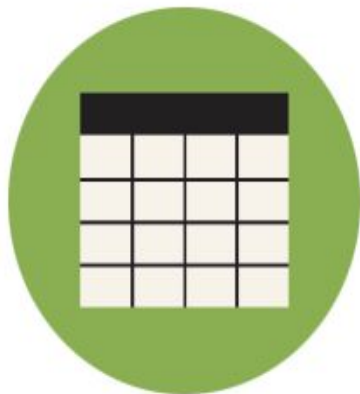
1. Meet your classmates! Ask questions.


Student B

1. Hello. How are you?
2. Where are you from?
3. Where do you live?
4. Are you single or married?
5. Do you have children?
6. What school do they go to?
7. Do you like Worcester? Why?
8. How long have you taken English classes?
9. What is your favorite restaurant in the city?
10. What do you like to eat there?

1. Hello. I am well, Thank you. How are you?
2. I am from \_\_\_\_\_.
3. I live in \_\_\_\_\_.
4. I am single / married.
5. Yes. I have \_\_ boy(s) and \_\_ girl(s).
6. They go to \_\_\_\_\_.
7. Yes/No, because \_\_\_\_\_.
8. I have taken English classes for \_\_ mos. / yrs.
9. My favorite restaurant is \_\_\_\_\_.
10. They make the best \_\_\_\_\_.

# GRAMMAR - MAKE VS. DO - USAGE RULES AND QUIZ



 Resource

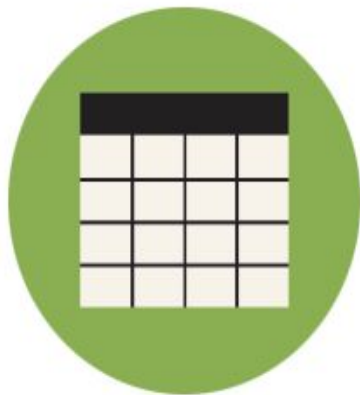
## Make Vs. Do


### Grammar & Usage

 Beg-Int     All ages

Categories help make expressions with make and do much easier to remember. This handy list of expressions is divided into categories and followed by practice activities.

# GRAMMAR - MAKE VS. DO



 Resource

## Make Vs. Do Grammar & Usage

 Beg-Int     All ages

Categories help make expressions with make and do much easier to remember. This handy list of expressions is divided into categories and followed by practice activities.

# GRAMMAR – MAKE VS. DO – PRACTICE, PRACTICE, PRACTICE

English Club

<https://www.englishclub.com/vocabulary/cw-do-make-quiz.php>

Using English.com

<https://www.usingenglish.com/quizzes/103.html>

Learn English Online

<https://www.learnenglish-online.com/vocabulary/tests/domaketest.html>

Agenda Web (many quizzes)

<https://agendaweb.org/verbs/make-do-exercises.html>