



Good Morning!

ESOL Online AM

Week 12 - Day 35 - THURSDAY - 11-30-2023 FA

Today is Thursday, November 30, 2023.



Worcester
Adult Learning Center

THINGS YOU WILL DO IN CLASS

Write



Read



Speak



Listen



CLASS VALUES

- Be respectful 
- Be kind 
- Be on time 
- Be helpful 

SCHOOL RULES

Attendance

No more than 2 unexcused missed classes a month

2 late arrivals of 15 minutes or more will equal 1 absence

Send a message to the teacher if you can not come to class.

Participation

*Please keep your video on during class.
Cameras must be on for Conversation Practice / Breakout Rooms.

WHEN DO WE MEET AS A CLASS?



Tuesday, Wednesday, Thursday

September 5 - December 21

January 2 - June 12

- Class start time: 9:00 AM
 - BREAK: 10:00 - 10:20 AM
- Class end time: 11:30 AM

Homework: 11:30 - 12:00 NOON

Worcester Public Schools calendar
(Holidays and Vacation weeks are the same)

Get the calendar in your language!



- [English \(PDF\)](#)
- [Shqipe \(PDF\)](#)
- [العربية \(PDF\)](#)
- [नेपाली \(PDF\)](#)
- [Português \(PDF\)](#)
- [Español \(PDF\)](#)
- [Twi \(PDF\)](#)
- [Tiếng Việt \(PDF\)](#)

* Click on the link in your Remind message to rejoin our Zoom class.

IMPORTANT INFORMATION



**Worcester
Adult Learning Center**

Phone: 508-799-3090

24 Chatham Street,
Worcester, MA 01609

Teacher Marianne

Phone & Text: 774-551-6381

Kristin: Career Navigator

Text: 508-556-0713

Email: careers.walc@gmail.com

Zoom

Meeting ID: 496 900 0061

Password: 4sU7GC

Crystal: Student Advisor

Respond to REMIND.

Office hours: Tues, Wed, Thurs - 11:30am - 12:30pm

Leslie: Student Advising (Online Students)

Wed and Thurs - 12:00pm - 1:00pm

By appointment

Email: lfbowden08@gmail.com

- School
- Phone
- Zoom

STANDARDS – AT THE COMPLETION OF THIS UNIT'S LESSONS STUDENTS WILL BE ABLE TO:

Writing

- W2B.4a. Write informative/explanatory texts that examine a topic and convey ideas and information clearly.
- W3B.4b. Use expanded vocabulary that includes...some common idiomatic expressions (e.g., take care of, count on).
- W3B.4d. Use common phrasal verbs (e.g., look for, go away, give in).
- W3C.3a. Show knowledge of basic grammar to construct simple sentences (including negative sentences and questions), such as: verbs to convey a sense of past, present, and future, comparative and superlative adjectives and adverbs.
- W3C.5a. Construct text of coherently linked simple, compound, and complex sentences that include more complex grammar structures, such as: verb tenses to convey times, sequences, states, and conditions
- W3D.2b. Recognize, name, and use basic punctuation, including: end punctuation for sentences, commas in dates and to separate single words in a series

Reading

- R3C.2a. Understand the differences in meaning between simple present and present continuous tense
- R3B.4b. Interpret high-frequency idioms, expressions, phrasal verbs, and/or collocations (e.g., knock on wood,...).
- R3C.4b. Recognize and use intermediate function words: pronouns, prepositions, conjunctions,....
- R4B.3a. Use sentence-level context as a clue to the meaning of a word or phrase.
- R5.3a. Explain how information presented visually (e.g., arrows, illustrations, thought bubbles) contributes to what is conveyed by words in a text (e.g., to create mood, clarify sequence, emphasize aspects of a character or setting).

Listening & Speaking

- L/S1A.3b. Carry out speaking tasks that require a short, simple explanation related to expressing ... information in familiar contexts... : explaining basic needs, experiences, or preferences (school, work, etc.)
- L/S3A.4b. Understand and use: descriptive words, phrasal verbs, and collocations (e.g., get ready, sit down, make a mistake) common idiomatic common idiomatic expressions (e.g., ASAP, sounds good, no worries).
- L/S3B.4a. Understand and produce a growing set of grammatical structures (e.g., comparative and superlative, correct pronoun case, simple and continuous verb tenses, most prepositions, simple conjunctions,...).
- L/S3B.5a. Understand and produce a broad set of grammatical structures ex: present and past continuous verb tense.
- L/S5.1b. With support, use provided media to extend practice of oral English Reading.

OBJECTIVES – AT THE COMPLETION OF THIS UNIT'S LESSONS STUDENTS WILL BE ABLE TO:

Unit: Everyday Life

- Verbally describe an image using new vocabulary.
- Write a paragraph / short story that includes multiple tenses (present, present continuous, past, past continuous, and future, plus new vocabulary).
- Apply Comparative Words in sentences: Comparative, Superlative, and Equative Adjectives.
- Identify common Comparing and Contrasting words and phrases.
- Apply the correct Regular or Irregular Past Tense Verb in sentences.
- Identify the key components of Passive Voice.
- Interpret Past Tense Participles when reading a story in Passive Voice.
- Using images and word phrases interpret the meaning of an idiom. Use the new idiom in a sentence.
- Apply pronunciation rules for common Regular Verbs with 't', 'd', and 'ihd' sound endings.
- Pronounce common Irregular Past Tense verbs.
- Pronounce different Past Tense words correctly when reading a story.

MATERIALS – FOR THIS WEEK

- Journals
- Images (Once Upon A Picture)
- Lessons (Ellii)
- Quizzes (Ellii, SpeakSpeak, Education Club)
- Idioms (IXL Learning)
- Slides

*See Resources slide for links

RESOURCES

Unit: Everyday Life

Comparison words

Comparative Adjectives (ellii) <https://app.ellii.com/lesson/2531> (completed last unit)

Superlative Adjectives (elli) <https://app.ellii.com/lesson/2163-superlative-adjectives> (completed last unit)

Equative, Comparative, Superlative Adjectives (ellii) <https://app.ellii.com/lesson/1607>

Quizzes: Elli lessons and LiveWorksheets example: <https://www.liveworksheets.com/w/en/english-second-language-esl/1381085>

Comparing and Contrasting words <https://app.ellii.com/lesson/4680-cabin-or-mansion> / Traditional vs Alternative (ellii)

Past Tense Verbs

Regular Past Tense Verbs - Pronunciation Rules & Spelling Rules <https://app.ellii.com/lesson/2733-pronunciation-rules-regular-past-verbs> (completed last unit)

Pronunciation of -ed ending of regular verbs (SpeakSpeak) <https://speakSpeak.com/resources/pronunciation/pronunciation-of-ed-endings-of-regular-verbs>

Practice Quizzes slide with links

Burgers or Veggies? (ellii, photo prompt) <https://app.ellii.com/lesson/4618-burgers-or-veggies>

Cabin or Mansion? (ellii, photo prompt) <https://app.ellii.com/lesson/4680-cabin-or-mansion>

Pronunciation of Irregular Past Tense Verbs (adapted from ellii) <https://app.ellii.com/lesson/2733-pronunciation-rules-regular-past-verbs>

Practice Quizzes slide with link (English Club) <https://www.englishclub.com/esl-quizzes/vocabulary/irregular-verbs-quiz-1.php>

Passive Voice - Readings (ellii)

Mini Lessons

Idiom of the Day (IXL Learning) <https://www.ixl.com/ela/grade-2/choose-the-picture-that-matches-the-idiomatic-expression>

Quantifier Words - continued <https://app.ellii.com/lesson/2249-quantifiers-many-much>

Adverbs of Frequency /Time (ellii) <https://app.ellii.com/lesson/3407-punctuation-chart>

Punctuation Rules (ellii) <https://app.ellii.com/lesson/3407-punctuation-chart>

Images

Once Upon A Picture <https://www.onceuponapicture.co.uk/the-collections/the-inference-collection/>

IXL Learning <https://www.ixl.com/ela/grade-3/choose-the-picture-that-matches-the-idiomatic-expressio>

AGENDA (WHAT WE WILL DO THIS WEEK)

Unit: Everyday Life

- ❑ News & Housekeeping
- ❑ Conversation Practice
- ❑ Journal Writing
- ❑ Lesson: Comparison words (ellii lessons) – continued
- ❑ Verbs – Regular and Irregular Past Tense Verbs
- ❑ Reading – Past and Past Participles in Passive Voice
- ❑ Mini Lessons: Idioms / Adverbs of Time **as time permits*

* Click on the link in your Remind message to rejoin our Zoom class.



QUESTIONS?



Worcester
Adult Learning Center

NEWS





DECEMBER 2023

SUNDAY	MONDAY	TUESDAY	WEDNESDAY	THURSDAY	FRIDAY	SATURDAY
26	27	28	29	30	1	2
3	4	5	6	7	8	9
10	11	12	13	14	15	16
17	18	19	20	21 LAST CLASS	22	23
24	25	26	27	28	29	30
31	1	2 Spring Semester begins	3	4	5	6

Holidays and Observances: 24: Christmas Eve, 25: Christmas Day, 31: New Year's Eve

Handmade

SCHOOL BREAK
NO CLASSES

December 22 – January 1

SPRING SEMESTER

Return to Class

January 2, 2024



QUESTIONS?

COMPARISON WORDS

Cabin or Mansion?

Photo Prompts

💡 Low Int - Int 🕒 Teens & Adults


Students will improve their English skills as they become more comfortable making comparisons. These photos show two very different kinds of houses: a fancy mansion and a modest cabin.



Conversation Practice

Compare / Contrast

Look at the two photos. What do you see?



Vocabulary

Lifestyle

Modest

Humble

Opulent

Ostentatious

Sprawling

Luxury

1. How are the two photos similar?
2. How are the two photos different?
3. How do you think you would feel living in each house?
4. How would people treat you if you lived in the cabin? What about the mansion?



QUESTIONS?

Burgers or Veggies?

Photo Prompts

💡 Low Int - Int 🕒 Teens & Adults

Students will improve their English skills as they become more comfortable making comparisons. These photos show two very different kinds of meals: a tray of crisp, fresh vegetables and a couple of greasy cheeseburgers accompanied by onion rings and fries.



Conversation Practice

Look at the two photos. What do you see?

Vocabulary

Nutritional value

Occasional
Treat


Dietary restrictions
Self-control

Temptation
Addictive



Compare / Contrast

1. How are the two photos similar?
2. How are the two photos different?
3. How do you think you would feel after eating each meal?
4. Which meal would be better for a picnic? Why?



JOURNAL WRITING

Write complete sentences.

Words & Phrases for Comparing

just as
likewise
similarly
also
x resembles y in that
x is similar to y because
just like
in a related way
by the same token
in a similar fashion
at the same rate
in the same manner/way

Words & Phrases for Contrasting

unlike
but
in a different way
in contrast
whereas
while
as opposed to
no relation between
more than
less than
conversely
on the contrary



Compare / Contrast

How have your eating habits changed throughout your life?

Use specific details and comparative language to explain your answer.

Vocabulary

Nutritional value

Occasional
Treat

Dietary restrictions
Self-control

Temptation
Addictive



QUESTIONS?

IDIOM OF THE DAY

What is the meaning of **if the shoe fits, wear it?**

something certain is better than something you might not get

if something said about you is true, accept it





QUESTIONS?

IDIOM OF THE DAY

Guilty pleasure





QUESTIONS?

IDIOM OF THE DAY

Elephant in the room



The Problem
Nobody Wants to
Discuss




QUESTIONS?

Comparative Adjectives



03:22



COMPARISON WORDS – COMPARATIVE ADJECTIVES

Comparative Adjectives

Fun Grammar Lessons

💡 Int 🕒 Young Learners

In this lesson, students study the form and use of comparative adjectives. They practice making comparisons through speaking, writing, and pair work exercises, and they also review common spelling rules.


For teaching teens and adults, use our Grammar Practice Worksheets lesson on equative, comparative, and superlative adjectives.



Superlative Adjectives



03:31

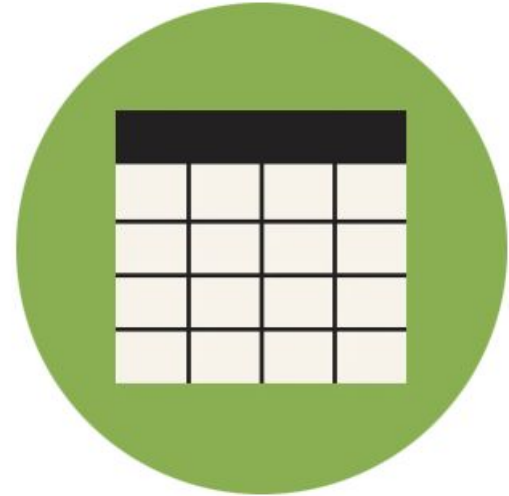


Superlative Adjectives

Grammar & Usage

💡 Low Int – Int 🎓 All ages

This resource covers the formation and spelling rules for superlative adjectives.



Equative, Comparative & Superlative Adjectives

Grammar Practice Worksheets

 Int  Teens & Adults

In this lesson, students learn and practice making comparisons using the equative, comparative, and superlative forms of adjectives. Irregular adjectives are also discussed.





QUESTIONS?

GRAMMAR – PRONUNCIATION RULES: REGULAR PAST VERBS

#	Rule	Examples
1	If the verb ends with the voiceless (soft) sounds f, k, p, s, j, tʃ, or θ , pronounce the <i>-ed</i> ending as t .	<ul style="list-style-type: none">• bluffed• looked• stopped• passed• washed• watched• frothed
2	If the verb ends with the voiced (loud) sounds b, dʒ, ʒ, g, l, m, n, ŋ, ð, r, v, w, z, or any vowel sound , pronounce the <i>-ed</i> ending as d .	<ul style="list-style-type: none">• grabbed• judged• massaged• hugged• called• trimmed• planned• belonged• bathed• covered• waved• mowed• sneezed• carried
3	If the verb ends with the sounds t or d , pronounce the <i>-ed</i> ending as ɪd (as a separate syllable).	<ul style="list-style-type: none">• wanted• needed

GRAMMAR – PRONUNCIATION RULES: REGULAR PAST VERBS

Pronunciation Practice

Listen to the recording and repeat the following words.

Rule 1: *-ed* as /t/

Say /t/ when the *-ed* ending follows a voiceless sound.

1. looked
2. stopped
3. watched
4. finished
5. danced

Rule 2: *-ed* as /d/

Say /d/ when the *-ed* ending follows a voiced sound.

1. listened
2. preferred
3. cried
4. smiled
5. studied

Rule 3: *-ed* as /ɪd/

Say /ɪd/ when the *-ed* ending follows a /t/ or /d/ sound.

1. wanted
2. needed
3. visited
4. shouted
5. ended

GRAMMAR – PRONUNCIATION RULES: REGULAR PAST VERBS - t sound



Rule

1

If the verb ends with the voiceless (soft) sounds **f, k, p, s, j, tʃ,** or **θ**, pronounce the *-ed* ending as **t**.

f k p s sh tch short o

bluffed looked stopped passed washed watched frothed

Some regular verbs with the *-ed* ending pronounced /t/

verb	past tense	pronunciation /t/
work	worked	worked
cook	cooked	cooked
walk	walked	walked
kiss	kissed	kissed
like	liked	liked
stop	stopped	stopped
look	looked	looked
drop	dropped	dropped

GRAMMAR – PRONUNCIATION RULES: REGULAR PAST VERBS - d sound



#	Rule
2	If the verb ends with the voiced (loud) sounds b, dʒ, ʒ, g, l, m, n, ŋ, ð, r, v, w, z , or any vowel sound , pronounce the -ed ending as d .

b dg j g l m n ng aa r w z vowel sound

grabbed judged massaged hugged called trimmed planned

Some regular verbs with the **-ed** ending pronounced /d/

verb	past tense	pronunciation /d/
play	played	played
show	showed	showed
close	closed	closed
open	opened	opened
enjoy	enjoyed	enjoyed
love	loved	loved
try	tried	tried
rain	rained	rained
learn	learned	learned
clean	cleaned	cleaned

GRAMMAR – PRONUNCIATION RULES: REGULAR PAST VERBS - d sound



2

If the verb ends with the voiced (loud) sounds **b, dʒ, ʒ, g, l, m, n, ŋ, ð, r, v, w, z**, or any **vowel sound**, pronounce the **-ed** ending as **d**.


ng long a r v w z vowel sound

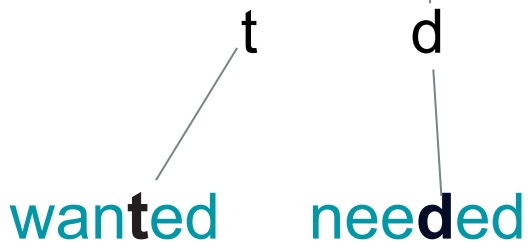
belonged bathed covered waded mowed sneezed carried

Some regular verbs with the **-ed** ending pronounced /d/

verb	past tense	pronunciation /d/
play	played	played
show	showed	showed
close	closed	closed
open	opened	opened
enjoy	enjoyed	enjoyed
love	loved	loved
try	tried	tried
rain	rained	rained
learn	learned	learned
clean	cleaned	cleaned

GRAMMAR – PRONUNCIATION RULES: REGULAR PAST VERBS - id sound

#	Rule	
3	If the verb ends with the sounds t or d , pronounce the <i>-ed</i> ending as id (as a separate syllable).	



Some regular verbs with the *-ed* ending pronounced /id/

verb	past tense	pronunciation /id/
wait	waited	waited
want	wanted	wanted
need	needed	needed
decide	decided	decided
hate	hated	hated
taste	tasted	tasted
end	ended	ended

GRAMMAR – REGULAR PAST VERBS – SPELLING RULES

#	Rule	Examples
1	If a verb ends in <i>-e</i> , add <i>-d</i> .	<ul style="list-style-type: none"> • like → liked • arrive → arrived • decide → decided
2	If a verb ends in consonant + <i>-y</i> , change <i>-y</i> to <i>-i</i> and add <i>-ed</i> .	<ul style="list-style-type: none"> • carry → carried • try → tried • study → studied
3	If a verb ends in vowel + <i>-y</i> , add <i>-ed</i> .*	<ul style="list-style-type: none"> • play → played • stay → stayed • enjoy → enjoyed
4	If a verb ends in a consonant-vowel-consonant (CVC) pattern, double the final consonant and add <i>-ed</i> **	<ul style="list-style-type: none"> • hug → hugged • plan → planned • stop → stopped
5	For all other verbs, add <i>-ed</i> .	<ul style="list-style-type: none"> • watch → watched • ask → asked • clean → cleaned

***Note:**

There are some exceptions to this rule:

- pay → paid
- lay → laid

****Note:**

This rule is true only for verbs that have the stress on the final syllable. Notice the difference below:

- prefer → **preferred**
- visit → **visited**

REGULAR PAST VERBS - QUIZZES AND READING

Live Worksheets (Spelling Review/Quiz 1)

<https://www.liveworksheets.com/w/en/english-second-language-esl/1381085>

Live Worksheets (Spelling Review/Quiz 2)

<https://www.liveworksheets.com/w/en/english-second-language-esl/1419960>

Live Worksheets (Spelling Review/Quiz 3)


<https://www.liveworksheets.com/w/en/english-second-language-esl/411981>

Live Worksheets (Spelling Review/Quiz 4)

<https://www.liveworksheets.com/w/en/english-language-arts-ela/7091039>

Live Worksheets (Spelling Review/Quiz 5)

<https://www.liveworksheets.com/w/en/english-second-language-esl/2223544>



Pronunciation Rules: Regular Past Verbs

Grammar & Usage

💡 Lit - Adv

Students can refer to these pronunciation rules in order to correctly pronounce the past tense ending (-ed) for regular verbs. Includes audio.

PRONUNCIATION – IRREGULAR PAST TENSE VERBS

awake	awoke (awaken)	be	was, were (been)	beat	beat (beaten)
become	became	begin	began (begun)	bend	bent (bended)
bet	bet	bid	bid	bite	bit (bitten)
blow	blew (blown)	break	broke (broken)	bring	brought (brung)
broadcast	broadcast/ed	build	built	burn	burned/burnt
buy	bought	catch	caught	choose	chose (chosen)

PRONUNCIATION – IRREGULAR PAST TENSE VERBS

come	came	cost	cost	cut	cut
dig	dug	do	did (done)	draw	drew (drawn)
dream	dreamed/dreamt	drive	drove (driven)	drink	drank (drunk)
eat	ate (eaten)	fall	fell (fallen)	feel	felt
fight	fought	find	found	fly	flew (flown)
forget	forgot (forgotten)	forgive	forgave (forgiven)	freeze	froze (frozen)

PRONUNCIATION – IRREGULAR PAST TENSE VERBS

get	got (gotten)	give	gave (given)	go	went (gone)
grow	grew (grown)	hang	hung (hanged)	have	had
hear	heard	hide	hid (hidden)	hit	hit
hold	held	hurt	hurt	keep	kept
know	knew (known)	lay	laid (lain)	lead	led
learn	learned/learnt	leave	left	lend	lent

PRONUNCIATION – IRREGULAR PAST TENSE VERBS

let	let	lie	lay (lain)	lose	lost
make	made	mean	meant	meet	met
pay	paid	put	put	read	read
ride	rode (ridden)	ring	rang (rung)	rise	rose (risen)
run	ran	say	said	see	saw (seen)
sell	sold	send	sent	show	showed (shown)

PRONUNCIATION - IRREGULAR PAST TENSE VERBS

shut	shut	sing	sang (sung)	sink	sank (sunk)
sit	sat	sleep	slept	speak	spoke (spoken)
spend	spent	stand	stood	stink	stank (stunk)
swim	swam (swum)	take	took (taken)	teach	taught
tear	tore (torn)	tell	told	think	thought
throw	threw (thrown)	understand	understood	wake	woke (woken)
wear	wore (worn)	win	won	write	wrote (written)

IRREGULAR PAST TENSE VERBS - QUIZZES

English Club (Quizzes 1 - 8)

<https://www.englishclub.com/esl-quizzes/vocabulary/irregular-verbs-quiz-1.php>

Passive Voice Stories

Grammar Stories

💡 Int 🎓 All ages

In this lesson, students read three stories that use the passive voice in context. They answer comprehension questions and respond to questions about themselves using the passive voice.





QUESTIONS?



QUESTIONS?

QUANTIFIER WORDS

A **quantifier** is a word that comes before a **noun** (a person, place, or thing). It shows the **quantity** (amount) of that noun.

In the following chart, note that the percentages are only approximate numbers to help you understand the general amounts of each quantifier. Quantifiers have no specific amounts attached to them.

Amount	Quantifier
100%	<ul style="list-style-type: none"> • all • every
95%	<ul style="list-style-type: none"> • almost all • almost every
90%	<ul style="list-style-type: none"> • most
80%	<ul style="list-style-type: none"> • many • much • a lot of • lots of
50%	<ul style="list-style-type: none"> • some
30%	<ul style="list-style-type: none"> • several
20%	<ul style="list-style-type: none"> • a few • few • a little • little
10%	<ul style="list-style-type: none"> • a couple
5%	<ul style="list-style-type: none"> • almost no
0%	<ul style="list-style-type: none"> • no
depends on context	<ul style="list-style-type: none"> • each • any

QUALIFIER WORDS (ADVERBS OF FREQUENCY)

Adverbs of frequency (also known as *frequency adverbs* or *adverbs of time*) answer the question **how often**.

Frequency	Adverb
100%	always
95%	almost always
80%	usually, often, frequently
50%	sometimes, occasionally
20%	not very often, seldom
10%	rarely
5%	almost never
0%	never



QUESTIONS?



Conversation Practice

Take turns practicing a conversation

Student A

“Dream House”

Student B

1. Has your idea of a dream house changed since you were a child? How?

1a. Yes, my idea of a dream house has changed since I was a child ...

1b. No, my idea of a dream house has not changed since I was a child ...





Conversation Practice

Take turns practicing a conversation

Student A

Family

Student B

- Tell me about your family.
(Example: spouse, significant other, children, mother, father, grandparent, aunts, uncles, brothers, sisters, cousins, etc.)
- Is **all** or **most** of your family living in the U.S.?
- If some of your family does not live in the U.S. do you go visit them **sometimes**?
- How **often** do you go?

- I have a large family. I have **many** _____.
- Yes, **most** of my family lives in the U.S. But **some** of my family **still** lives in _____.
- Yes. I **often** travel to _____ to visit my (mother, father, sister, etc.)
- Once** a year. But we talk on the phone **frequently**.

ADVERBS OF FREQUENCY (TIME)

NEVER ONCE RARELY SELDOM NOT OFTEN OCCASIONALLY SOMETIMES OFTEN FREQUENTLY MOST OF THE TIME EVERY DAY ALWAYS



Conversation Practice

Take turns practicing a conversation

Student A

“Guilty pleasures”

Student B

1. What is your “guilty pleasure”?
2. How **often** do you enjoy your “guilty pleasure”?

1. My “guilty pleasure” is _____.
2. I (**never/rarely/occasionally/often/frequently**) enjoy my guilty pleasure, because _____.



ADVERBS OF FREQUENCY (TIME)

NEVER ONCE RARELY SELDOM NOT OFTEN OCCASIONALLY SOMETIMES OFTEN FREQUENTLY MOST OF THE TIME EVERY DAY ALWAYS



Conversation Practice

Take turns practicing a conversation

Student A

“Dream vacation”

Student B

1. What is your “dream vacation”?
2. Would you go alone or take someone with you?

1. My “dream vacation” is _____.
2. I would go alone, because _____. /
I would take _____ with me, because _____.





QUESTIONS?

HOMework

- Download a **language app** (practice English 20 minutes every day).
 - Send your **journal responses** to the teacher (text, email, Remind).
 - Check **ellii** for assignments.
-

- **New Students**
 - Complete an **Intake Form**, a **Consent Form**, and **Pre-Testing**
 - Review **worc-alc.org** (Class Page and Student Resources)

Practice speaking English every day!

See you NEXT CLASS!

Click on

Leave Meeting

EXTRA SLIDES

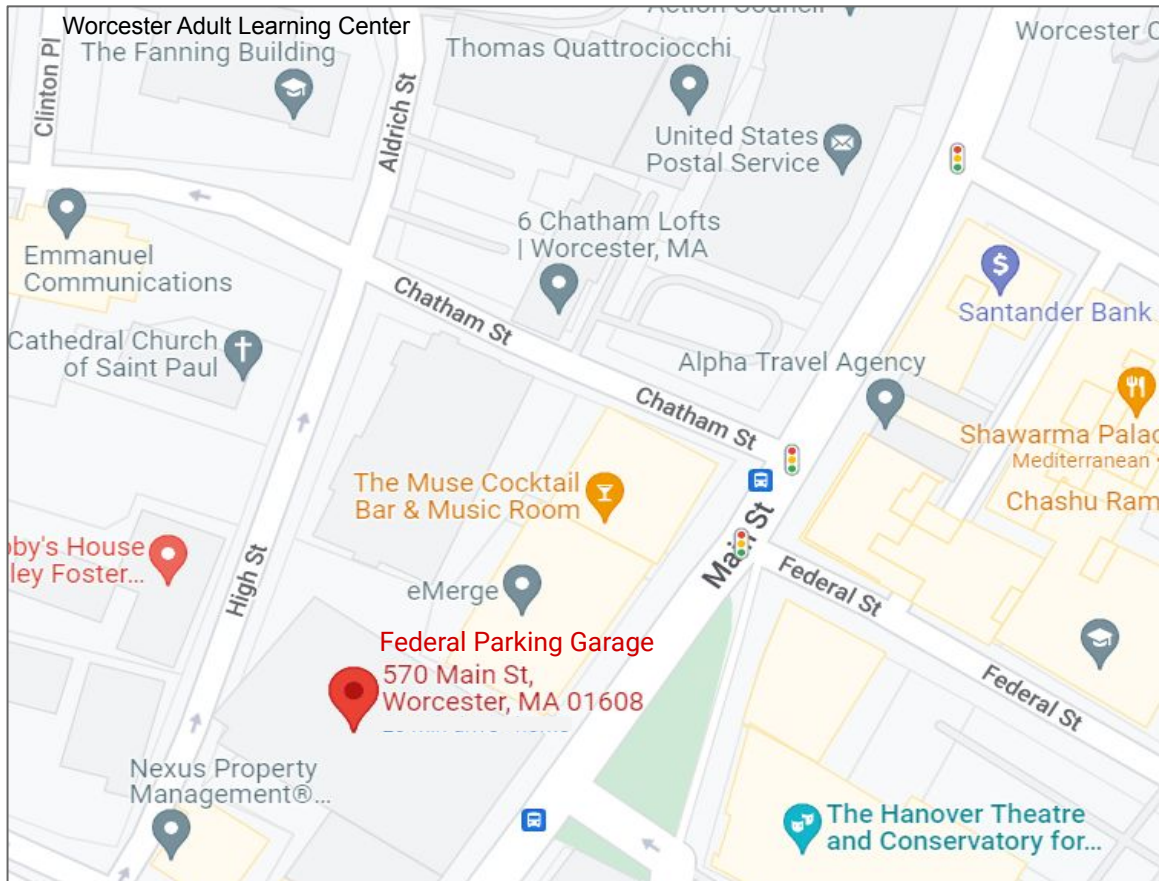
DOWNLOAD A LANGUAGE APP

<u>Awabe</u>	<u>Hello Talk</u>	<u>Memrise</u>
<u>Busuu</u>	<u>Lingbe</u>	YouTube
<u>Duolingo</u>	<u>Learn English Daily</u>	<ul style="list-style-type: none">• <u>English with Anna</u>• <u>Teacher Alisha</u>• <u>Teacher Keith</u>• <u>Teacher Rebecca</u>• <u>Teacher Tiffany</u>• <u>Films in English</u>
<u>FluentU</u> (online/\$)	<u>Lyrics Training</u> (songs)	
<u>Hello English</u>	<u>Mango</u>	

What app are you using?

Practice speaking English 20 minutes every day.

Map of Federal Parking Garage



<https://www.google.com/maps/place/570+Main+St,+Worcester,+MA+01608/@42.2610164,-71.8065509,17z/data=!3m1!1e3!1s0x89e406638f74463d0x97c18941a3ef2e9718m2!3d42.2610164!4d-71.8043622?hl=en>

Free Parking

Students can park for free at the Federal Parking Garage, 570 Main Street, Worcester, MA.

The garage front entrance is on Main Street.

- When you park your car... remember to take your parking ticket from the machine.
- Bring the parking ticket to the school.
- See one of these people who will validate your parking ticket:
 - Beth
 - Fatima
 - Crystal
 - Jen
- Keep the parking ticket.
- Bring the parking ticket back to the garage, so you can put it into the machine and get your car out.

The garage rear exit is on High Street.